



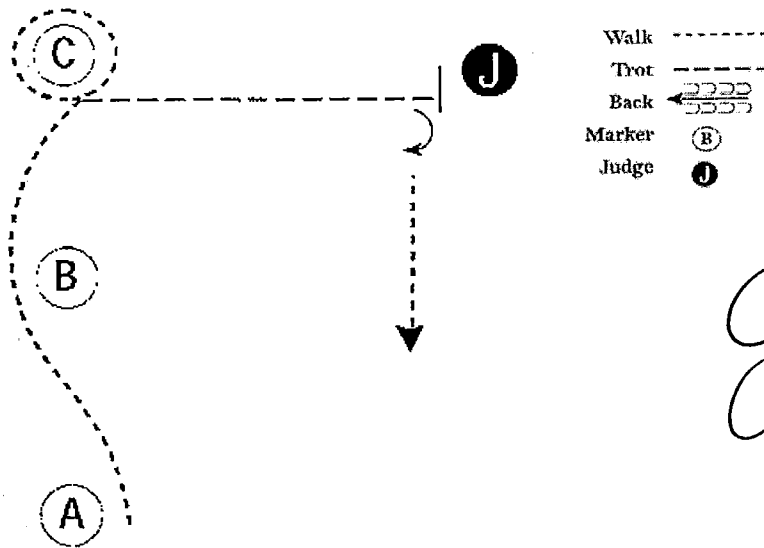
4th of July Summer Circuit

Pattern Book

**ALL EWD Classes
For JULY 4th Special Event**

July 4, 2017

**EQUESTRIANS WITH DISABILITIES
SHOWMANSHIP (WALK ONLY)**

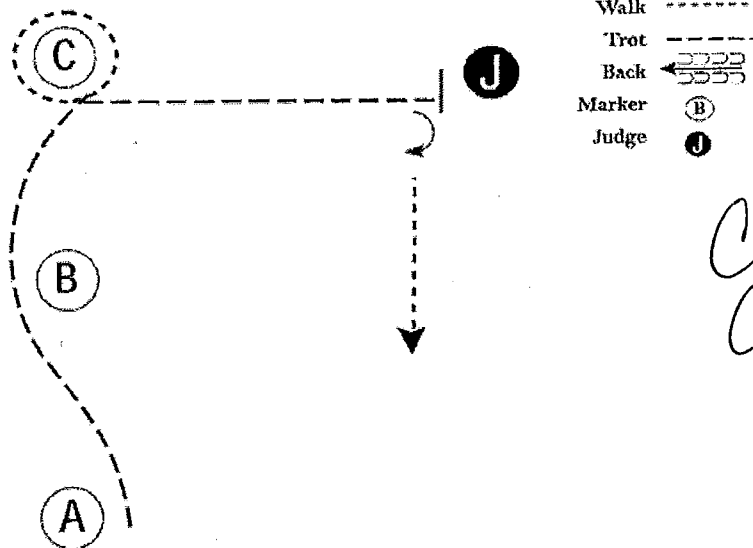


*CLASS #1
CLASS #3*

Be ready at A.

1. When acknowledged, walk from A, around B to C.
 2. Walk a tight circle around C.
 3. Walk to judge.
 4. Stop and set up for inspection.
 5. When dismissed, perform a 90 degree turn and walk away from judge.
- Follow the directions of your ring steward.

**EQUESTRIANS WITH DISABILITIES
SHOWMANSHIP (WALK-TROT)**

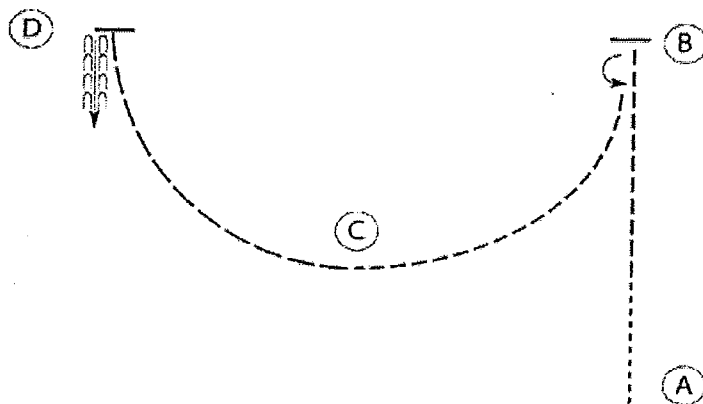


*Class #2
Class #4*

Be ready at A.

1. When acknowledged, trot from A, around B to C.
 2. Walk a tight circle around C.
 3. Trot to judge.
 4. Stop and set up for inspection.
 5. When dismissed, perform a 90 degree turn and walk away from judge.
- Follow the directions of your steward.

**EQUESTRIANS WITH DISABILITIES
WESTERN HORSEMANSHIP (WALK-JOG)**



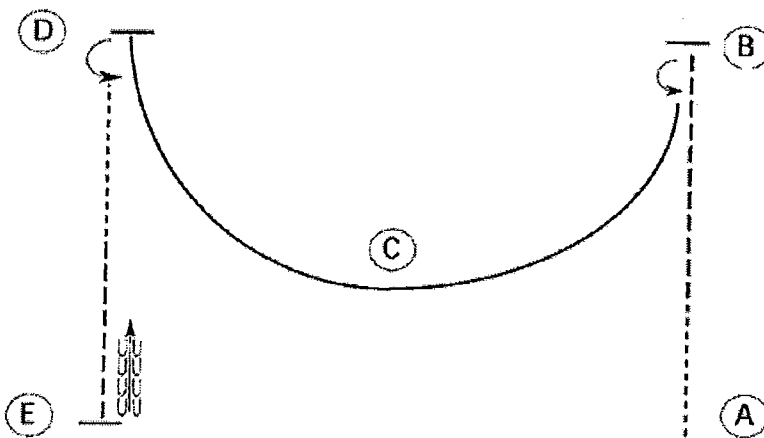
*Class # 8
9
13
18
19*

Be ready at A.

1. Walk approximately two strides from A.
 2. Jog to B.
 3. Stop and perform a 180 degree turn to the left.
 4. Jog a half circle to C.
 5. Extend the jog to D.
 6. Stop at D and back approximately one horse length.
- Follow the instructions of your ring steward.

Walk
Jog	-----
Extended Jog	-----
Lope	—————
Leg Yield	
Lead Change	//////
Buck	—————
Marker	ⓑ
Sidepass	←ⓑ

**EQUESTRIANS WITH DISABILITIES
WESTERN HORSEMANSHIP (WALK-JOG-LOPE)**

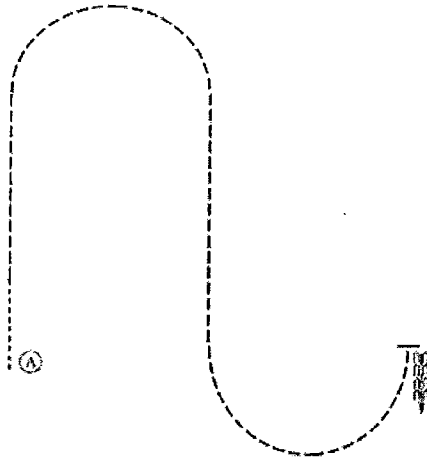


*Class # 14
Class # 20*

Be ready at A.

1. Walk approximately two strides from A.
 2. Jog at B.
 3. Stop and perform a 180 degree turn to the left.
 4. Lope on the right lead around C and to D.
 5. Stop and perform a 180 degree turn to the left.
 6. Walk halfway to E.
 7. Jog to E, stop and back approximately one horse length.
- Follow the instructions of your ring steward.

**EQUESTRIANS WITH DISABILITIES
HUNT SEAT EQUITATION (WALK-TROT)**



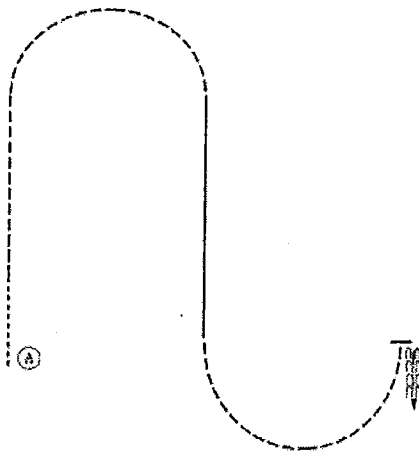
Walk	-----
Trot	- - - - -
Extended Trot	-----
Canter	-----
Leg Yield	
Lead Change	↔
Back	←←←←
Marker	Ⓚ
Sidepass	↔↔
Hand Gallop	-----

*Class #5
#6*

Be ready at A.

1. Walk two horse lengths from A.
 2. Trot forward and a half circle on the left diagonal until even with B.
 3. Change diagonal and trot straight and then a half circle on the right diagonal until even with A.
 4. Stop and back approximately one horse length.
- Follow the instructions of your ring steward.

**EQUESTRIANS WITH DISABILITIES
HUNT SEAT EQUITATION (WALK TROT CANTER)**



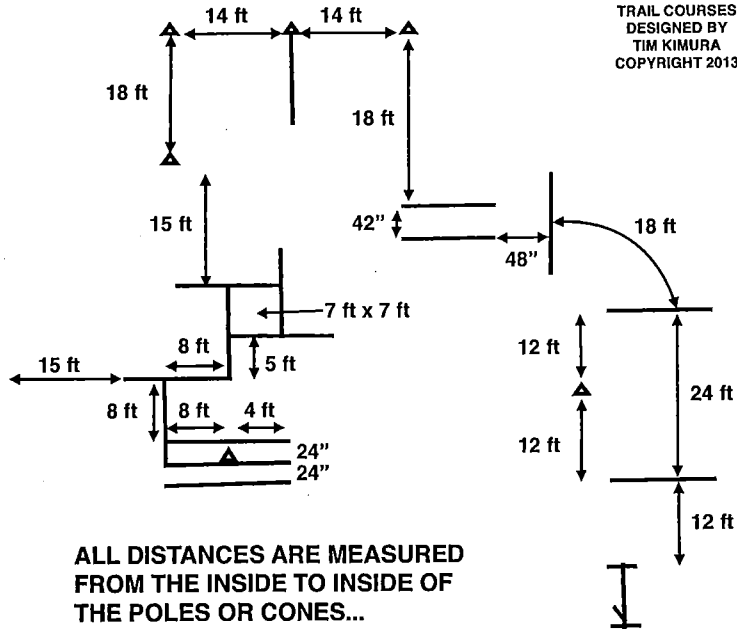
Walk	-----
Trot	- - - - -
Extended Trot	-----
Canter	-----
Leg Yield	
Lead Change	↔
Back	←←←←
Marker	Ⓚ
Sidepass	↔↔
Hand Gallop	-----

Class #7

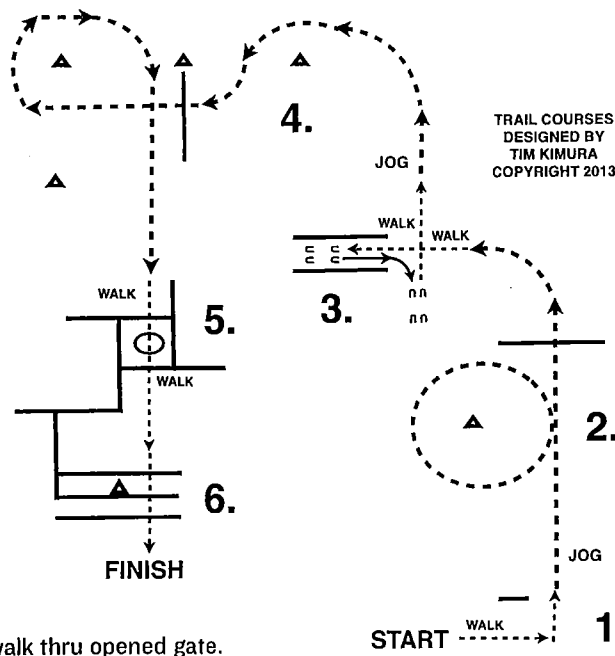
Be ready at A.

1. Walk two horse lengths from A.
 2. Trot forward on the left diagonal and a half circle until even with B.
 3. Canter on the left lead until even with A.
 4. Trot a half circle on the right diagonal until even with A.
 5. Stop and back approximately one horse length.
- Follow the instructions of your ring steward.

EQUESTRIANS WITH DISABILITIES TRAIL DIAGRAM AND DISTANCES



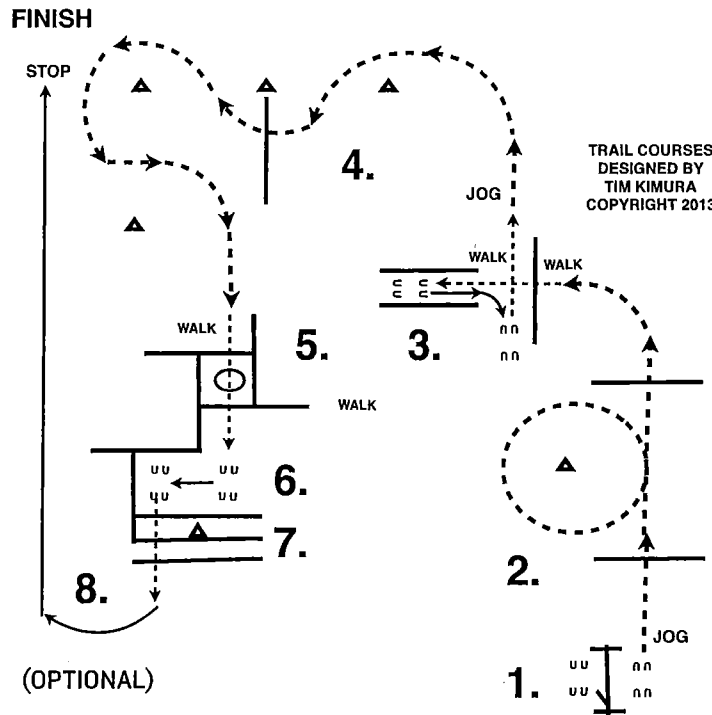
EQUESTRIANS WITH DISABILITIES TRAIL WALK-JOG



1. Gate walk thru opened gate.
2. Jog circle around cone-jog over pole.
3. Stop or break to walk, walk into chute back thru poles turn and walk forward.
4. Jog around cones
5. Stop or break to walk, walk into box, execute a 360 turn either way, walk out.
6. Walk over poles.

*Class #21
#22
#23
25
26*

**EQUESTRIANS WITH DISABILITIES
TRAIL WALK-JOG OR WALK-JOG-LOPE**



1. Gate left hand ride thru close.
2. Jog over poles, jog circle around cone.
3. Stop or break to walk, walk over pole and into chute, back around corner, walk out.
4. Jog thru serpentine, jog around cones.
5. Stop or break to walk, walk into box, execute a 360 turn either way, walk out.
6. Side pass right between poles.
7. Walk over poles.
8. Lope right lead and stop at cone.