

# **Pattern Book**

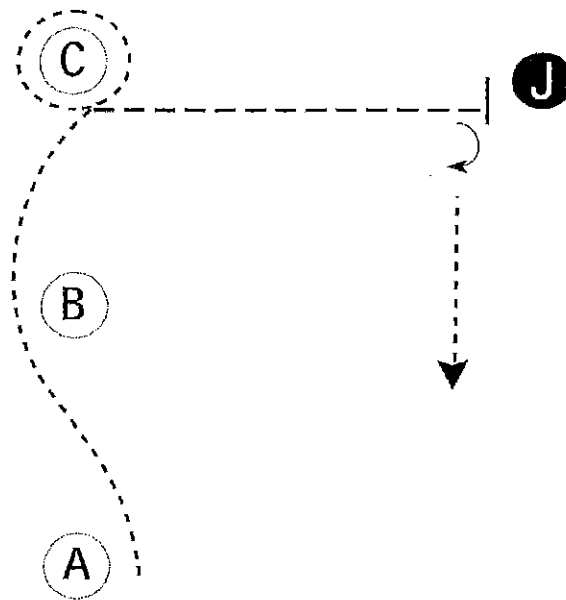
## **Equestrians With Disabilities**

**July 3, 2018**

# WPQHA Novice/Rookie Show

## Showmanship (EWD Walk Only)

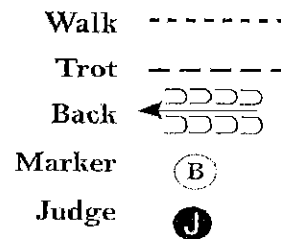
Show Date: 07-03-2018



Be ready at A.

1. When acknowledged, walk from A, around B and to C.
2. Walk a tight circle around C.
3. ~~Walk~~ <sup>Walk</sup> to judge.
4. Stop and set up for inspection.
5. When dismissed, perform a 90 degree turn and walk away from judge.

Follow the directions of your ring steward.



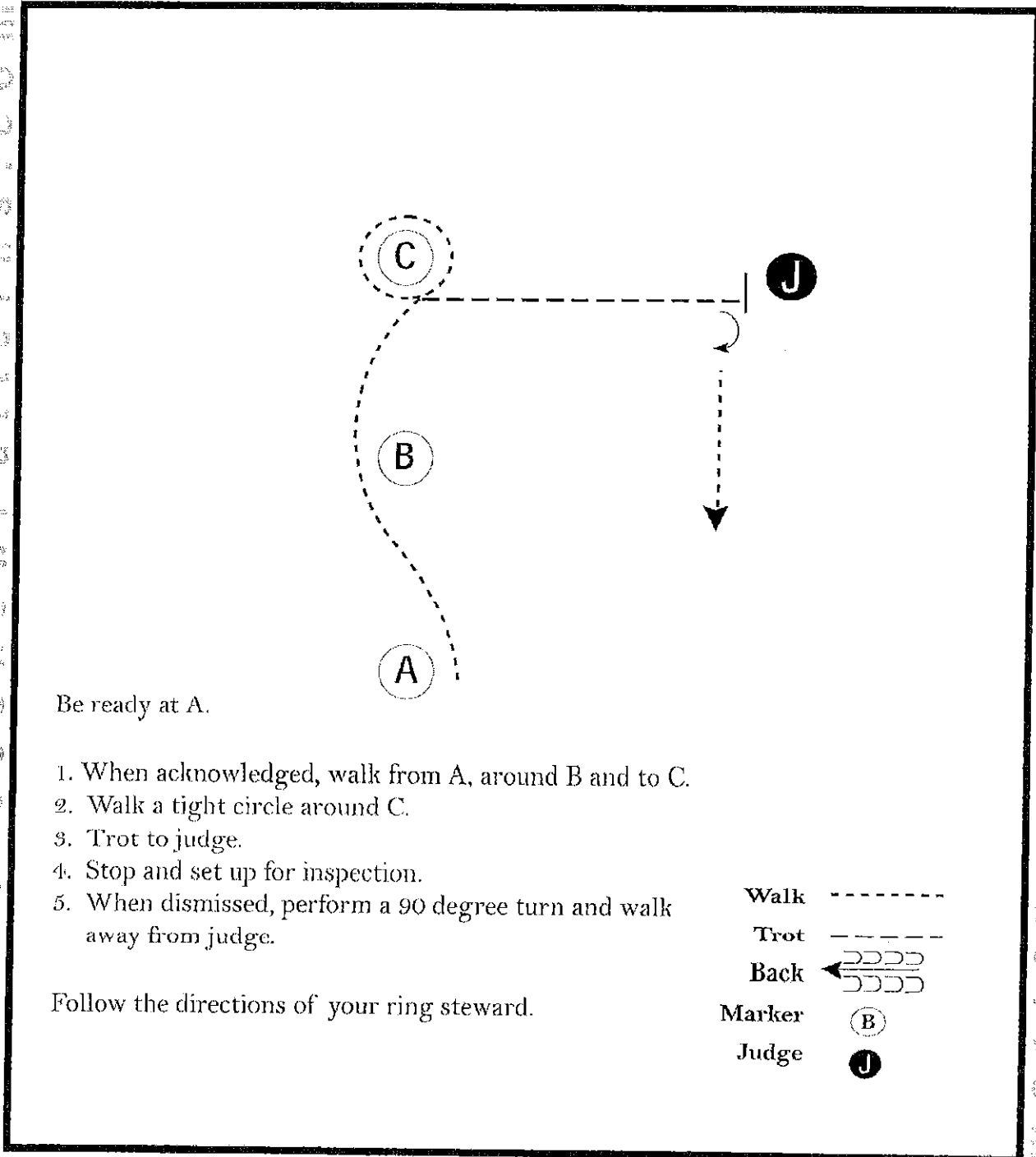
[S/WT-58]

Pattern Provided by:

# WPQHA Novice/Rookie Show

## Showmanship (EWD Walk Trot)

Show Date: 07-03-2018



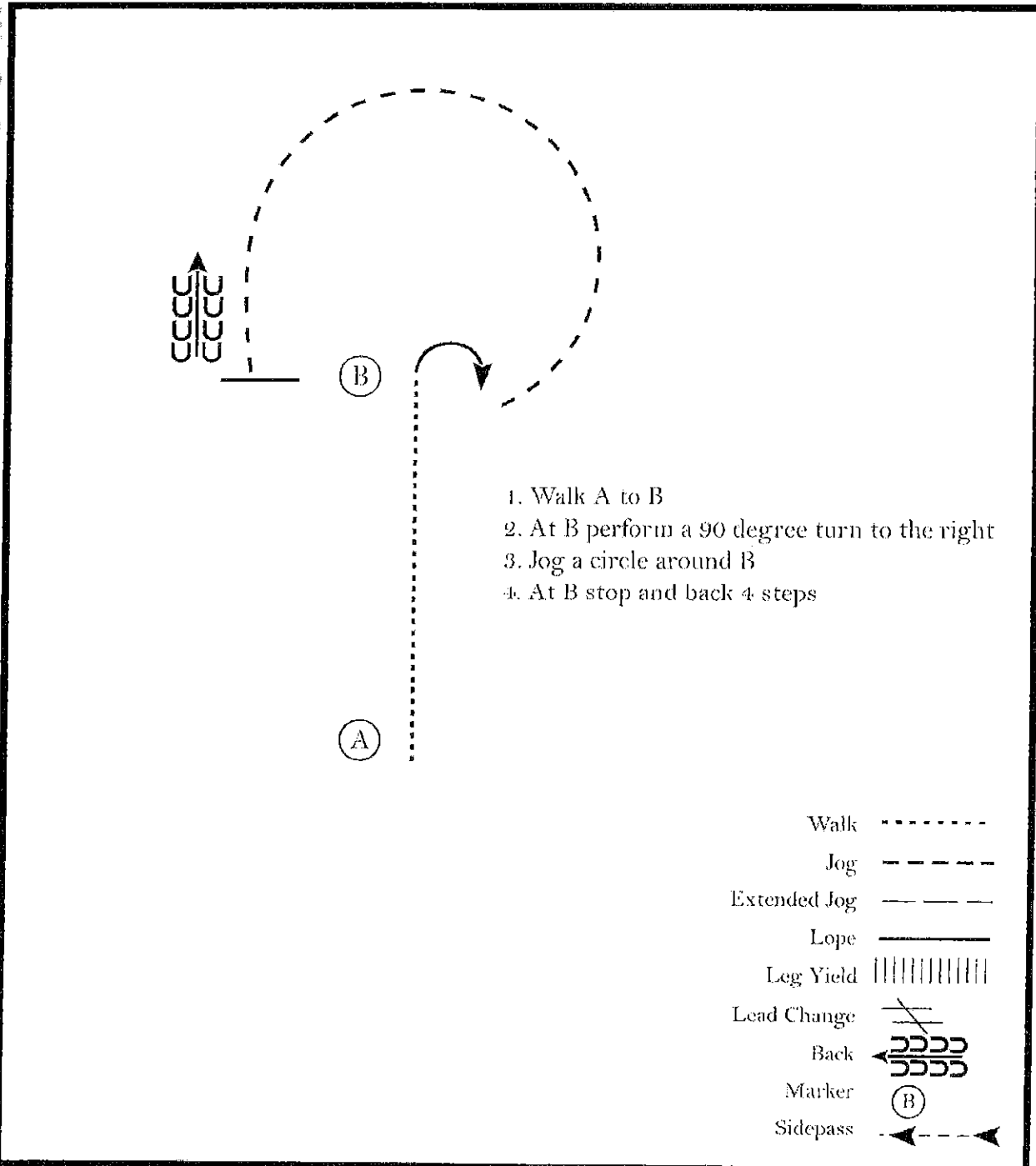
Pattern Provided by:

[S/WT-58]

# WPQHA Novice/Rookie Show

## Western Horsemanship (EWD Horsemanship)

Show Date: 07-03-2018



1. Walk A to B
2. At B perform a 90 degree turn to the right
3. Jog a circle around B
4. At B stop and back 4 steps

- Walk -----
- Jog - - - - -
- Extended Jog - - - - -
- Lope \_\_\_\_\_
- Leg Yield |||||
- Lead Change / \
- Back ← ← ← ← ←
- Marker (B)
- Sidepass ← ← ← ← ←

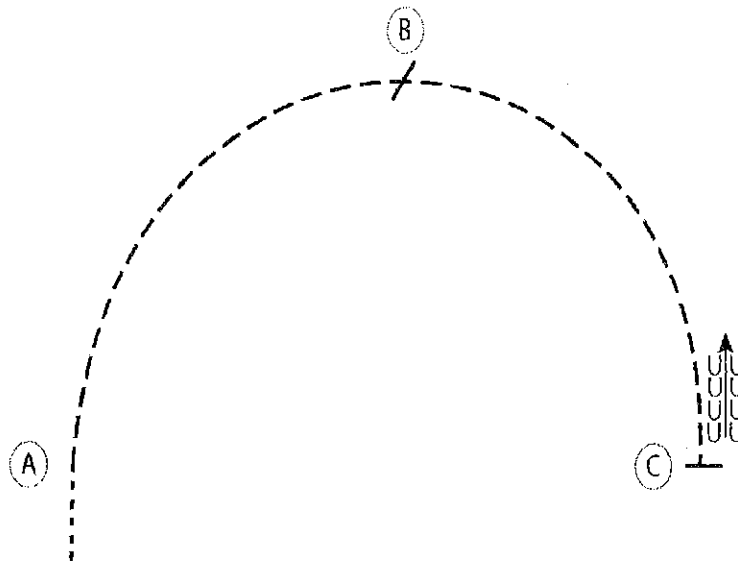
Pattern Provided by:

[WH/WT-7]

# WPQHA Novice/Rookie Show

## Hunt Seat Equitation (EWD Equitation)

Show Date: 07-03-2018



Be ready before A.

1. Walk to A.
2. Trot on the left diagonal from A towards B.
3. At B, change diagonals and continue to C.
4. Stop at C and back approximately one horse length.

Follow the instructions of your ring steward.

Walk	-----
Trot	-----
Extended Trot	-----
Canter	-----
Leg Yield	
Lead Change	↗ ↘
Back	←←←←
Marker	⊙ B
Sidepass	←→
Hand Gallop	-----

[HSE/WT-36]

Pattern Provided by: