



# **Pattern Book**

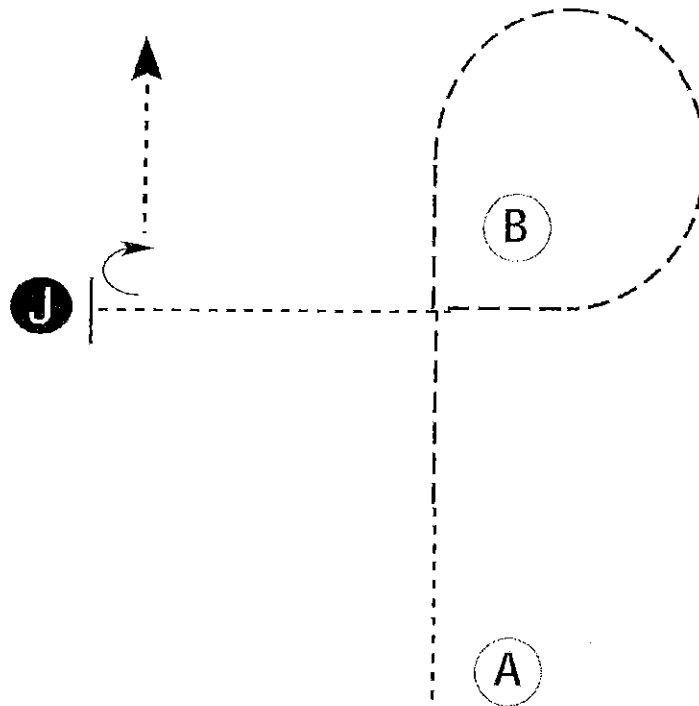
## **Level 1 Walk-Trot /Small Fry**

**July3, 2018**

# WPQHA Novice/Rookie Show

## Showmanship (Small Fry)

Show Date: 07-03-2018



Be ready at A.

1. Walk halfway to B.
2. Trot to and around B as shown.
3. When just past B, walk to judge and set up for inspection.
4. When dismissed, perform a 90 degree turn and walk away.

Follow the instructions of your ring steward.

Walk	-----
Trot	- - - - -
Back	← ⊞ ⊞ ⊞ ⊞
Marker	⊞ B
Judge	● J

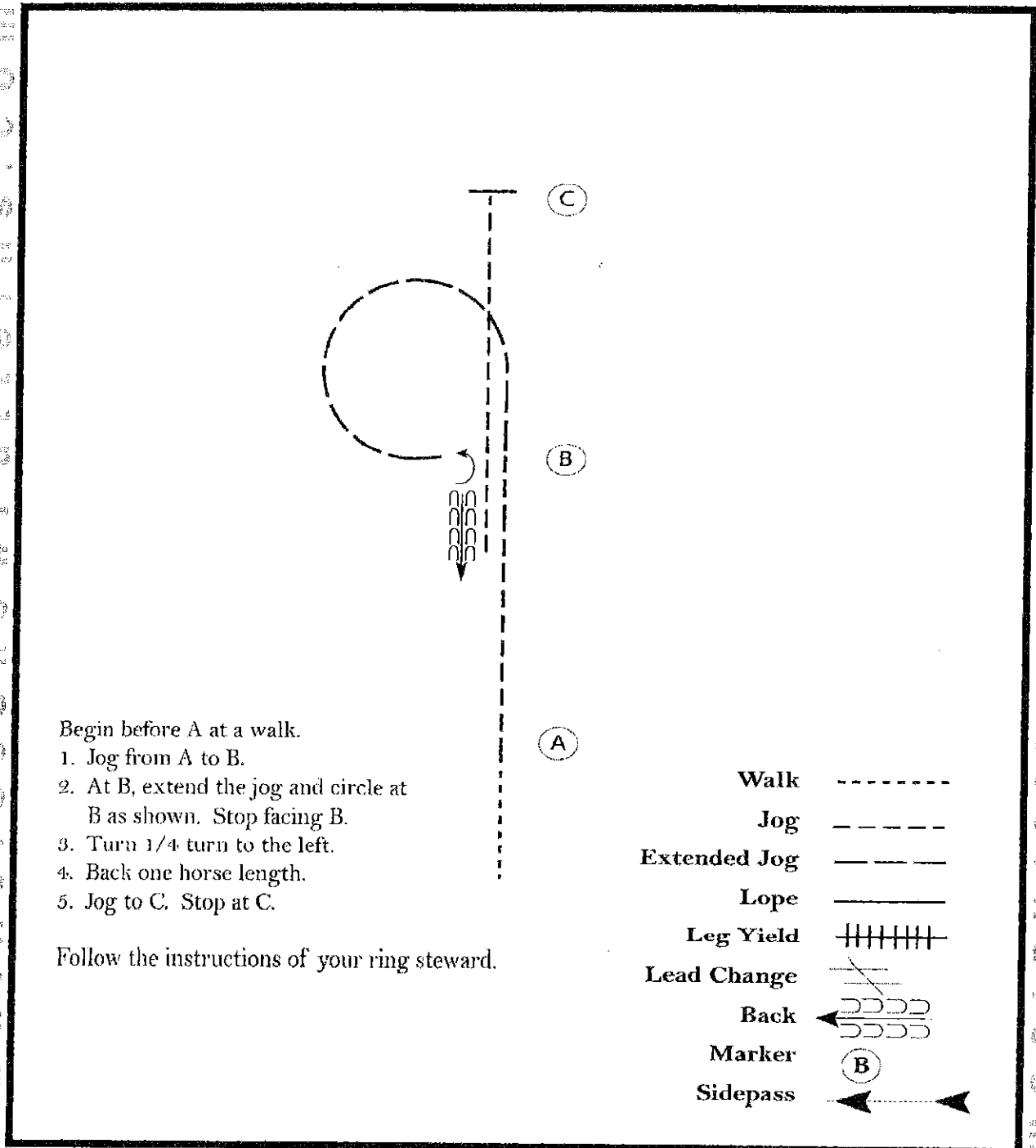
Pattern Provided by:

[S/WT-79]

# WPQHA Novice/Rookie Show

## Western Horsemanship (Small Fry/Walk Trot)

Show Date: 07-03-2018



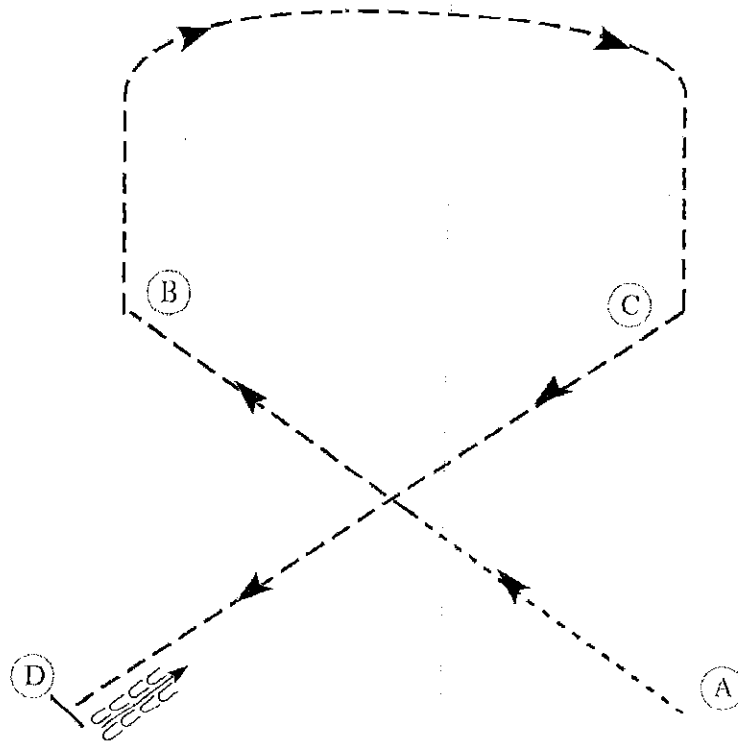
Pattern Provided by:

[WH/WT-17]

# WPQHA Novice/Rookie Show

## Hunt Seat Equitation (Small Fry/Walk Trot)

Show Date: 07-03-2018



Be ready at A.

1. Walk 1/2 way to B.
2. Posting trot on the left diagonal to B.
3. Sitting trot to C.
4. Posting trot on the right diagonal 1/2 way to D.
5. Sitting trot to D.
6. Halt at D and back approximately one horse length.

Exit at a sitting trot.

Walk	-----
Trot	- - - - -
Extended Trot	-----
Canter	-----
Leg Yield	
Lead Change	↙
Back	← c c c c c
Marker	(B)
Sidepass	← - - - -
Hand Gallop	-----

Pattern Provided by:

[HSE/WT-23]

WALK-TROT  
SMALL FRY


(NO ROPE)

④ TROT UP TO GATE  
LEFT HAND GATE

FINISH



③ WALK OUT OF BOX AND  
INTO CHUTE - BACK 4 STEPS  
TROT OUT



② WALK OVER  
BRIDGE, POLES  
AND INTO BOX  
1/4 TURN TO  
LEFT

START

① TROT THRU CHUTE  
AND OVER POLES

NOVICE SHOW