

*JULY 4-8 WPQHA 4th OF JULY*

*Summer Circuit Celebration at The WPQHA Show Complex in Harlansburg, PA*

Approved by AQHA, WPQHA, TSQHA, PQHA, NSBA  
6 AQHA Shows Split/ Combined Shows in Five Days  
6 Judges TWO NSBA Shows



*Summer Circuit Celebration at The WPQHA Show Complex  
Harlansburg, PA Presents*

*JULY 4-8 Back to Back Three Judge Paint-O-Ramas*

Approved By: APHA, PPHC, NSBA



Judges: John Boxell, Randy Alderson, Tera Sullivan,  
Gigi Bailey, April Devitt, Tom Mc Beath



# Pattern Book

## Level 1 Walk-Trot /Small Fry

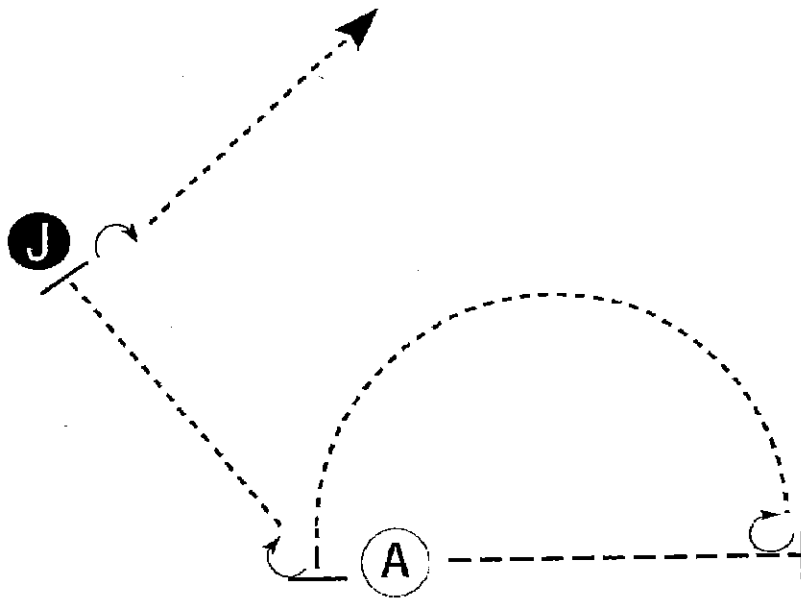
**July 4,5,6, 2018**

# Western Pa QH

Showmanship

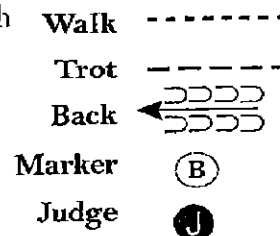
WT

Show Date: 07-04-2018



Be ready with your horse's tail to A.

1. When acknowledged, trot approximately 2 horse lengths.
2. Stop and perform a 270 degree turn.
3. Walk a half circle back to A.
4. Stop and perform a turn until you are straight in line with Judge.
5. Walk to judge. Stop and set up for inspection.
6. When dismissed, perform a 90 degree turn.
7. Walk straight away from judge.



Follow the instructions of your ring steward.

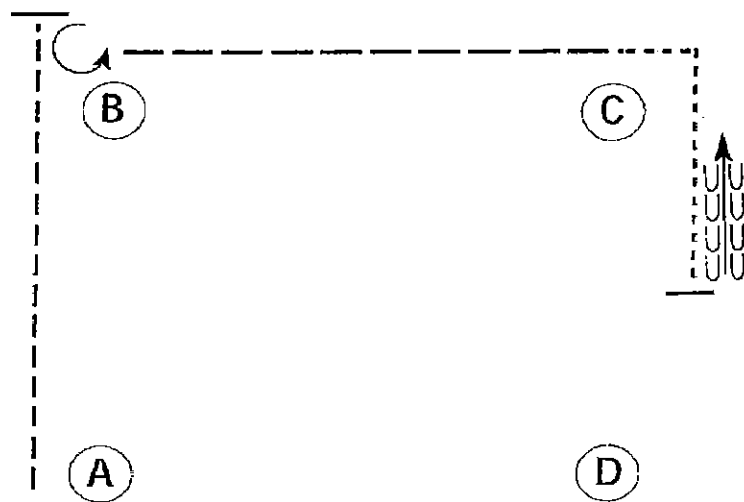
[SWT-67]

Pattern Provided by:

# Western Pa QH

## Western Horsemanship (Walk trot)

Show Date: 07-04-2018



Be ready at A.

1. Jog from A past B.
2. Stop past B and perform a 270 degree turn to the left.
3. Extended jog to C.
4. Break to a walk and walk around C and halfway to D.
5. Stop and back approximately one horse length.

Follow the instructions of your ring steward.

Walk	-----
Jog	-----
Extended Jog	-----
Lope	-----
Lead Change	
Back	
Marker	(B)

[WH/WT-88]

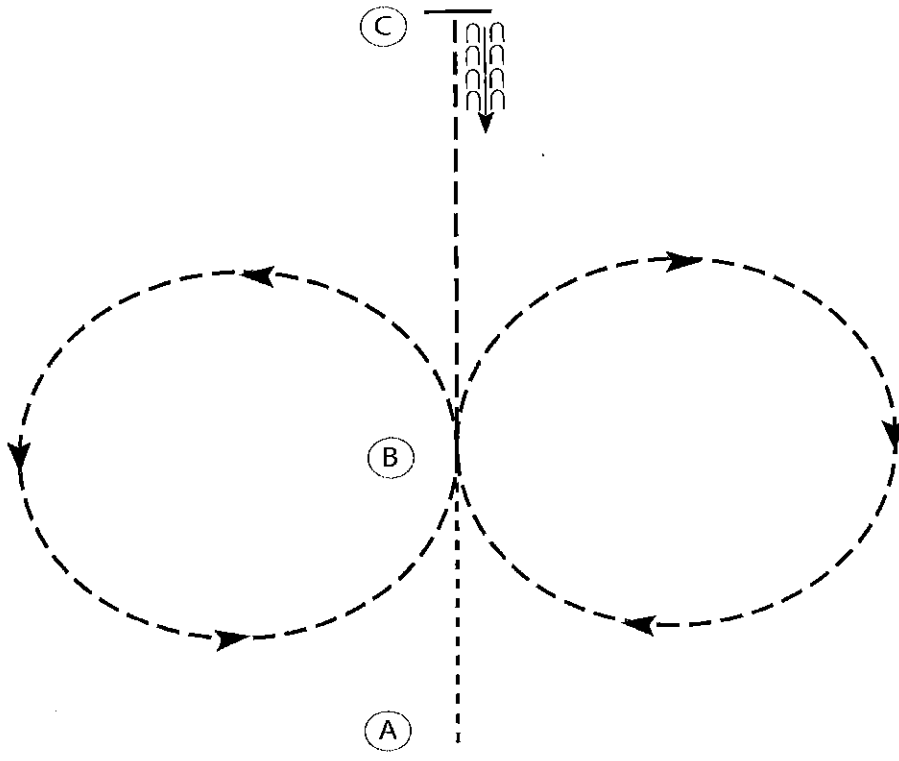
Pattern Provided by:

# Hunt Seat Equitation (Walk trot )

Show Date: 07-05-2018

www.HorseShowPatterns.com

www.HorseShowPatterns.com



1. Walk A to B.
2. At B posting trot a circle to the right on the proper diagonal.
3. At B posting trot a circle to the left on the proper diagonal.
4. At B sitting trot to C.
5. At C stop and back approximately one horse length.


Walk	-----
Trot	- - - - -
Extended Trot	-----
Canter	-----
Leg Yield	
Lead Change	---/---
Back	←←←←←
Marker	⊙
Sidepass	←-----→
Hand Gallop	-----

[HSE/WT-5]

Pattern Provided by:

WALK TROT  
SMALL FRY


(4) RIGHT  
HAND  
GATE




NO  
ROPE



(5) WALK  
POLES




(3) TROT  
SERPENTINE

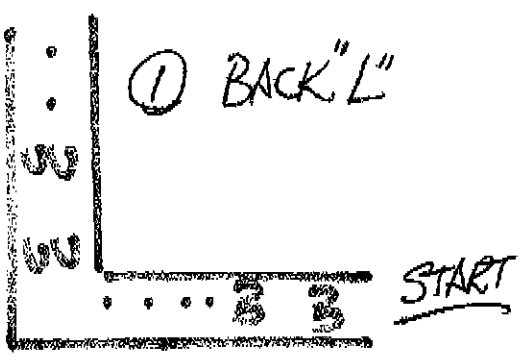
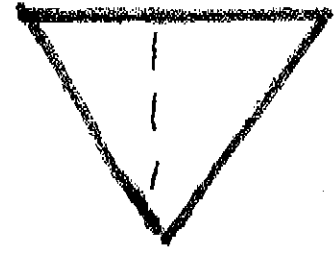



WALK POLES

(2)

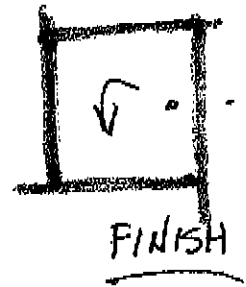


(6) TROT  
POLES &  
TRIANGLE



(1) BACK "L"

START



(7) WALK  
INTO BOX  
1/4 TURN TO  
LEFT -  
WALK OUT

CIRCUIT  
SHOW