

JULY 4-8 WPQHA 4th OF JULY

Summer Circuit Celebration at The WPQHA Show Complex in Harlansburg, PA

Approved by AQHA, WPQHA, TSQHA, PQHA, NSBA
6 AQHA Shows Split/ Combined Shows in Five Days
6 Judges TWO NSBA Shows



*Summer Circuit Celebration at The WPQHA Show Complex
Harlansburg, PA Presents*

JULY 4-8 Back to Back Three Judge Paint-O-Ramas

Approved By: APHA, PPHC, NSBA



Judges: John Boxell, Randy Alderson, Tera Sullivan,
Gigi Bailey, April DeHitt, Tom Mc Beath



Pattern Book

July 6,7,8, 2018

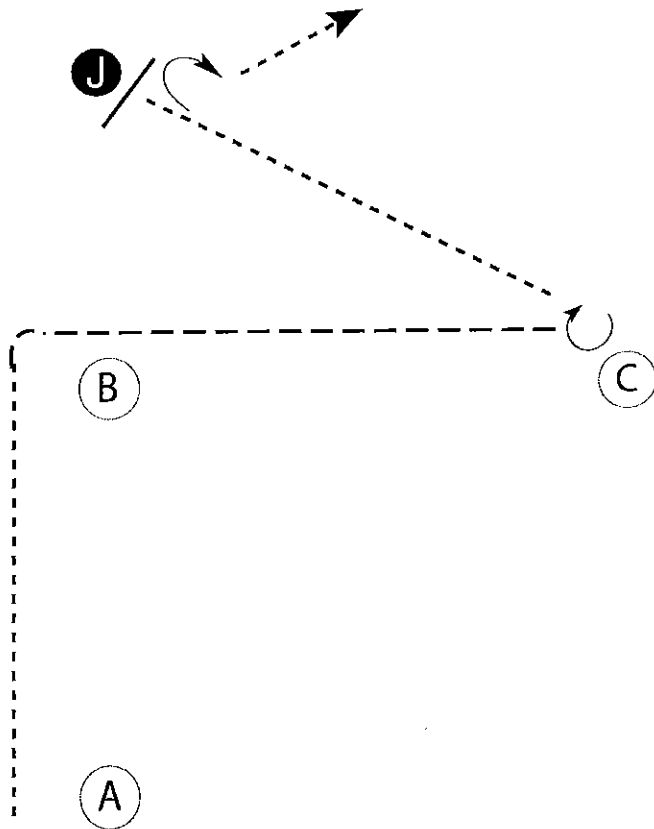
Summer Circuit Celebration

Showmanship (Level 1 - Youth & Amateur)

Show Date: July 6-8, 2018

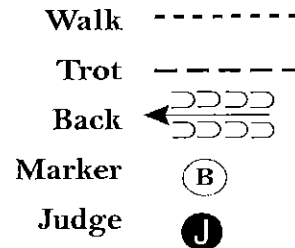
www.HorseShowPatterns.com

www.HorseShowPatterns.com



Be ready at A.

1. Walk to B.
2. Trot to C.
3. Stop at C.
4. 5/8 turn at C.
5. Walk to judge and set up for inspection.
6. When dismissed 1/4 turn and walk off.



[S/1-20]

Pattern Provided by:
The Judges

APHA
AQHA

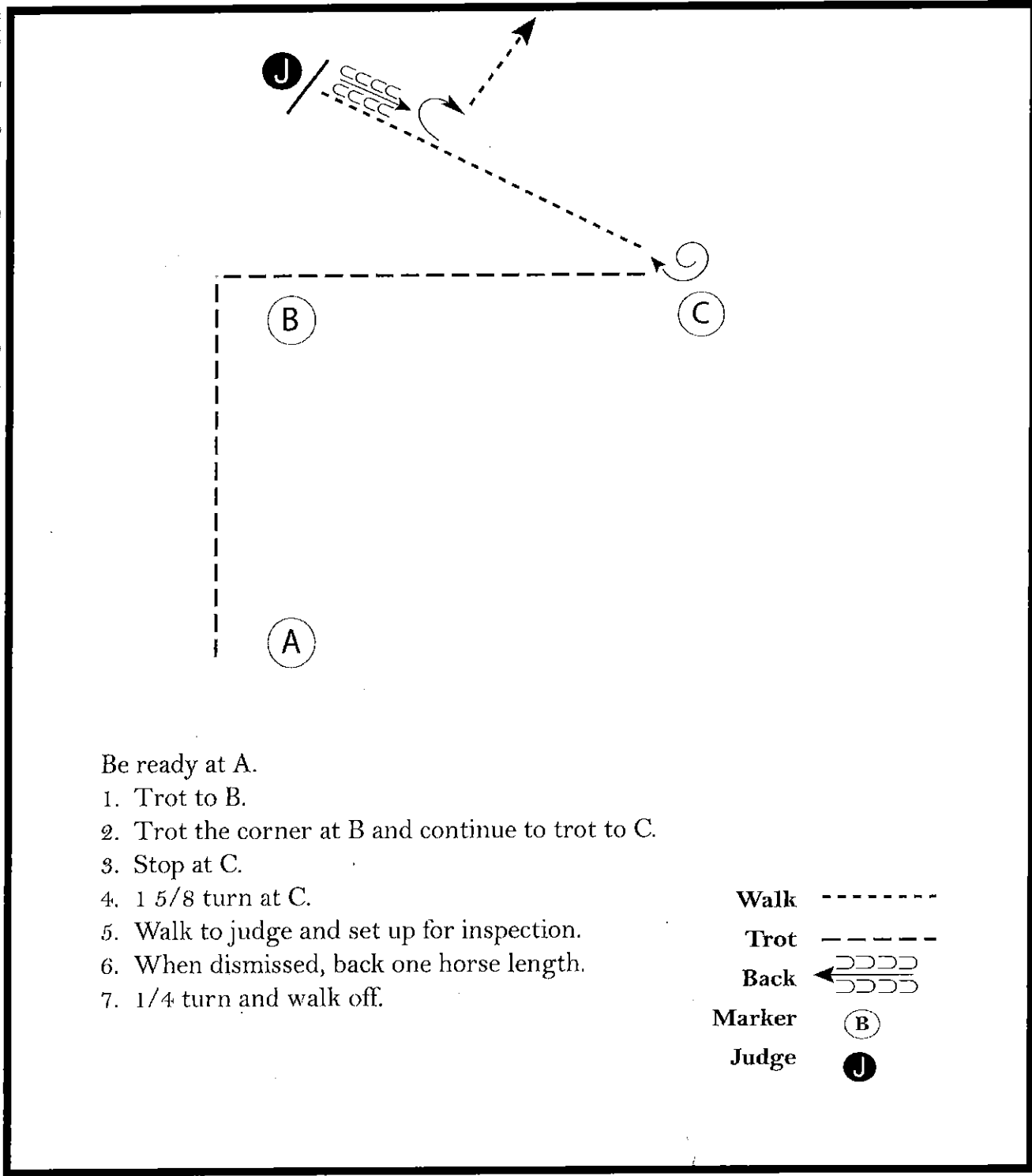
Summer Circuit Celebration

Showmanship (Youth 13 & Under - 14-18 - Amateur - Select)

Show Date: July 6-8, 2018 APHA Youth 18+U & Amateur

www.horsecshowpatterns.com

www.horsecshowpatterns.com



Be ready at A.

1. Trot to B.
2. Trot the corner at B and continue to trot to C.
3. Stop at C.
4. 1 5/8 turn at C.
5. Walk to judge and set up for inspection.
6. When dismissed, back one horse length.
7. 1/4 turn and walk off.

- Walk -----
- Trot -----
- Back ←-----
- Marker (B)
- Judge (J)

[S/2-20]

Pattern Provided by:
The Judges

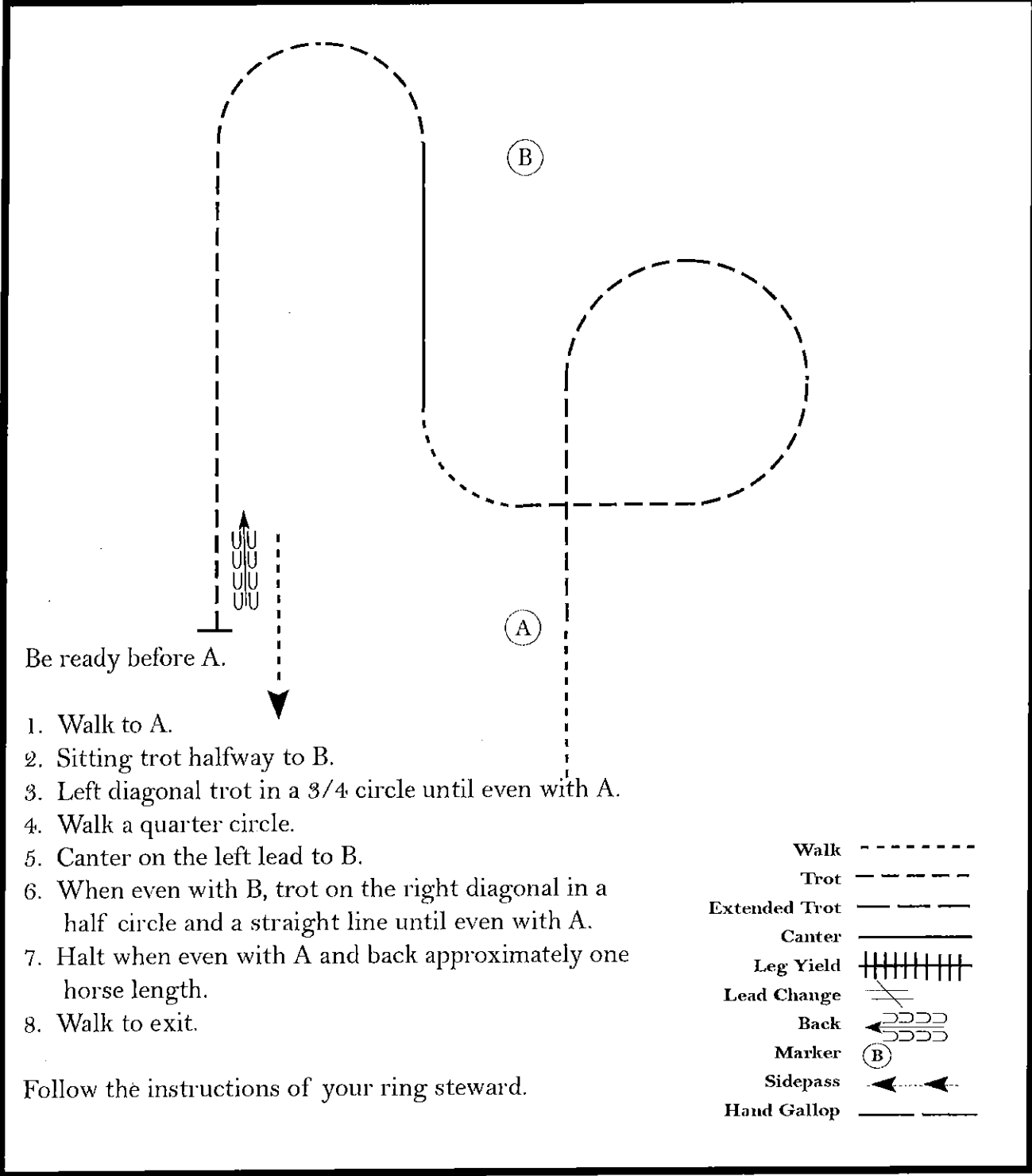
Summer Circuit Celebration

Hunt Seat Equitation (All Level 1 Amateur and Youth)

Show Date: _____

www.horseshowpatterns.com

www.horseshowpatterns.com



Be ready before A.

1. Walk to A.
2. Sitting trot halfway to B.
3. Left diagonal trot in a 3/4 circle until even with A.
4. Walk a quarter circle.
5. Canter on the left lead to B.
6. When even with B, trot on the right diagonal in a half circle and a straight line until even with A.
7. Halt when even with A and back approximately one horse length.
8. Walk to exit.

Follow the instructions of your ring steward.

Walk	-----
Trot	- - - - -
Extended Trot	-----
Canter	-----
Leg Yield	
Lead Change	—/—
Back	←←←←←
Marker	(B)
Sidepass	←-----←
Hand Gallop	-----

[HSE/1-59]

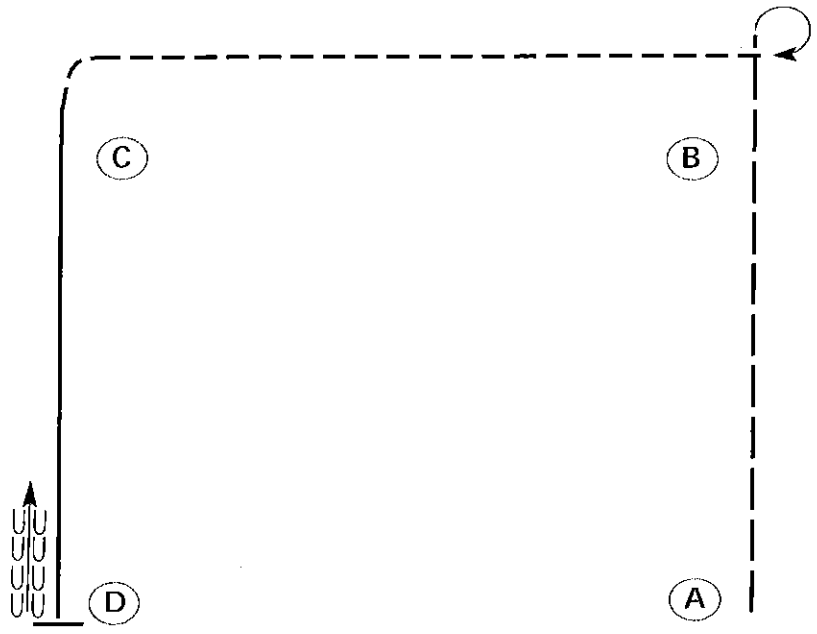
Pattern Provided by:
Tom McBeath

Western Pa. Q.H. and APHA Show July 2018 Show Horsemanship (All Level 1 *with AMA*)

Show Date: 07-06-2018

www.HorseShowPatterns.com

www.HorseShowPatterns.com



Be ready at A.

1. Extended jog from A to B.
2. Stop past B and execute a 270 degree turn to the right.
3. Jog from B around C.
4. Lope on the left lead from C to D.
5. Stop at D and back one horse length.

Please exit at a jog.

Walk	-----
Jog	-----
Extended Jog	-----
Lope	-----
Leg Yield	
Lead Change	↙
Back	←←←←←
Marker	(B)
Sidepass	←-----→

[WH/1-23]

Pattern Provided by:
The Judges

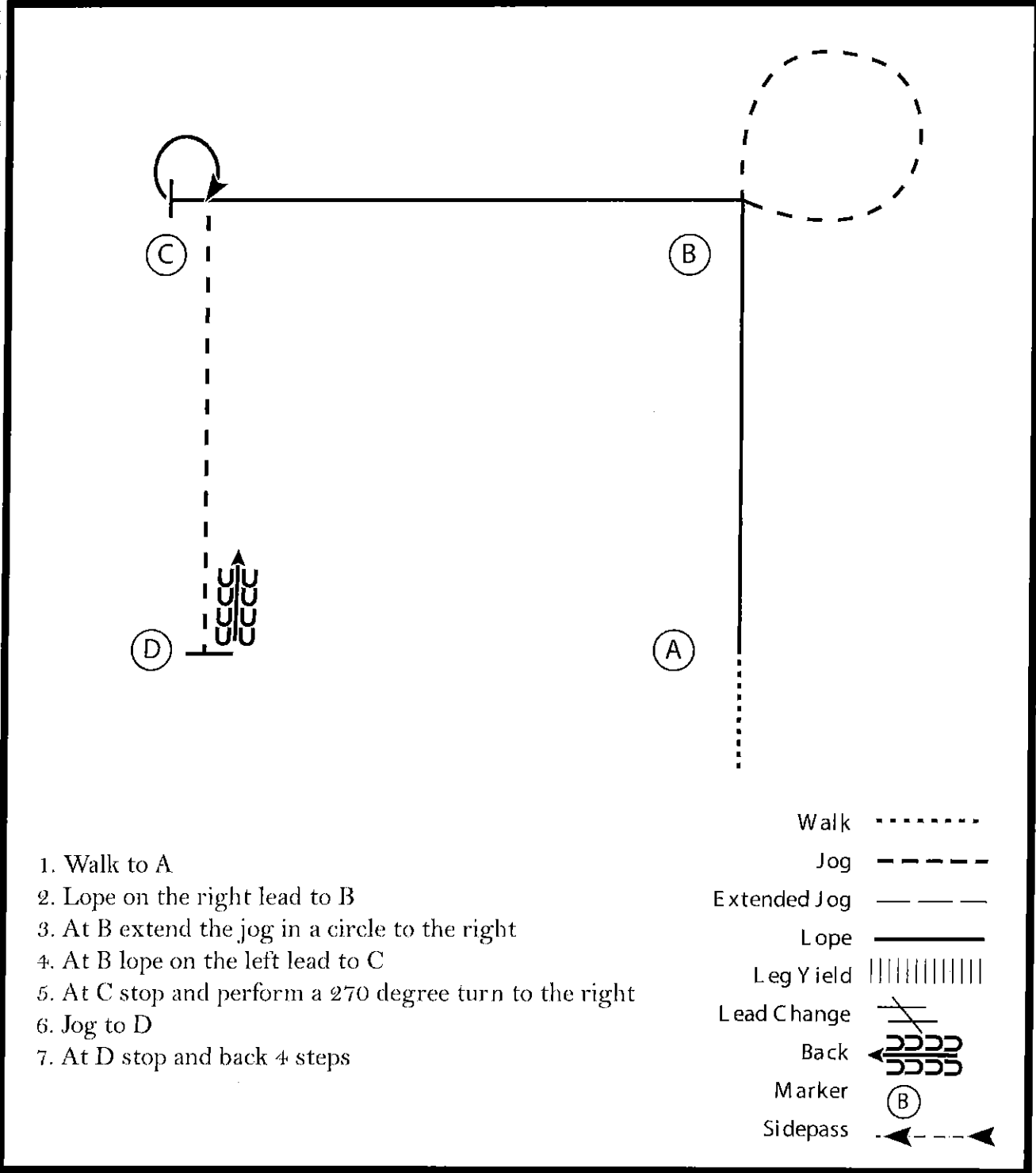
APHA
AQHA

Western Pa. Q.H. and APHA Show July 2018 Show Horsemanship (Youth, Amateur and Select)

Show Date: 07-06-2018

www.horsheshowpatterns.com

www.horsheshowpatterns.com



1. Walk to A
2. Lope on the right lead to B
3. At B extend the jog in a circle to the right
4. At B lope on the left lead to C
5. At C stop and perform a 270 degree turn to the right
6. Jog to D
7. At D stop and back 4 steps

- Walk (dotted line)
- Jog - - - - - (dashed line)
- Extended Jog — — — — — (long dashed line)
- Lope ————— (solid line)
- Leg Yield ||||| (vertical bars)
- Lead Change ↘ ↙ (diagonal lines)
- Back ← (back steps symbol)
- Marker (B) (circle with B)
- Sidepass ← (dashed arrow)

[WH/2-50]

Pattern Provided by:
The Judges

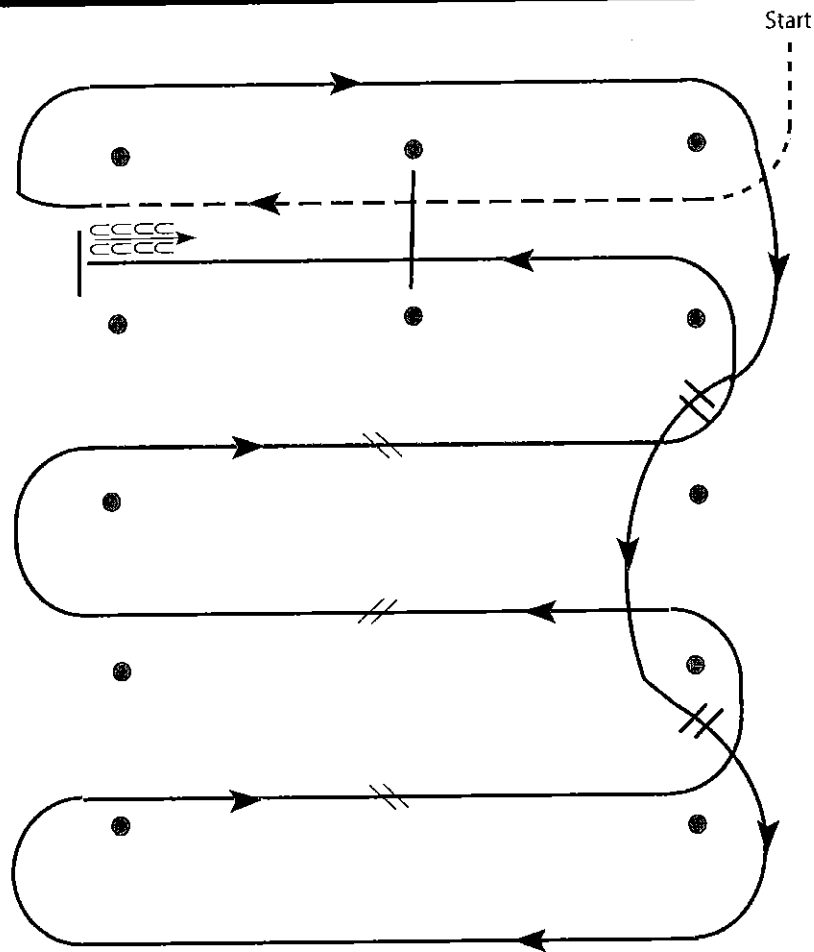
Summer Circuit Celebration

Western Riding (Level 1 - Green -Youth - Amateur)

Show Date: July 6-8, 2018

www.HorseShowPatterns.com

www.HorseShowPatterns.com



1. Walk, transition to jog, jog over log.
2. Transition to right lead and lope around end.
3. First line change.
4. Second line change. Lope around end of arena.
5. First crossing change.
6. Second crossing change.
7. Third crossing change.
8. Lope over log.
9. Lope, stop and back.

[WR/GP-4]

Pattern Provided by:

The Judges

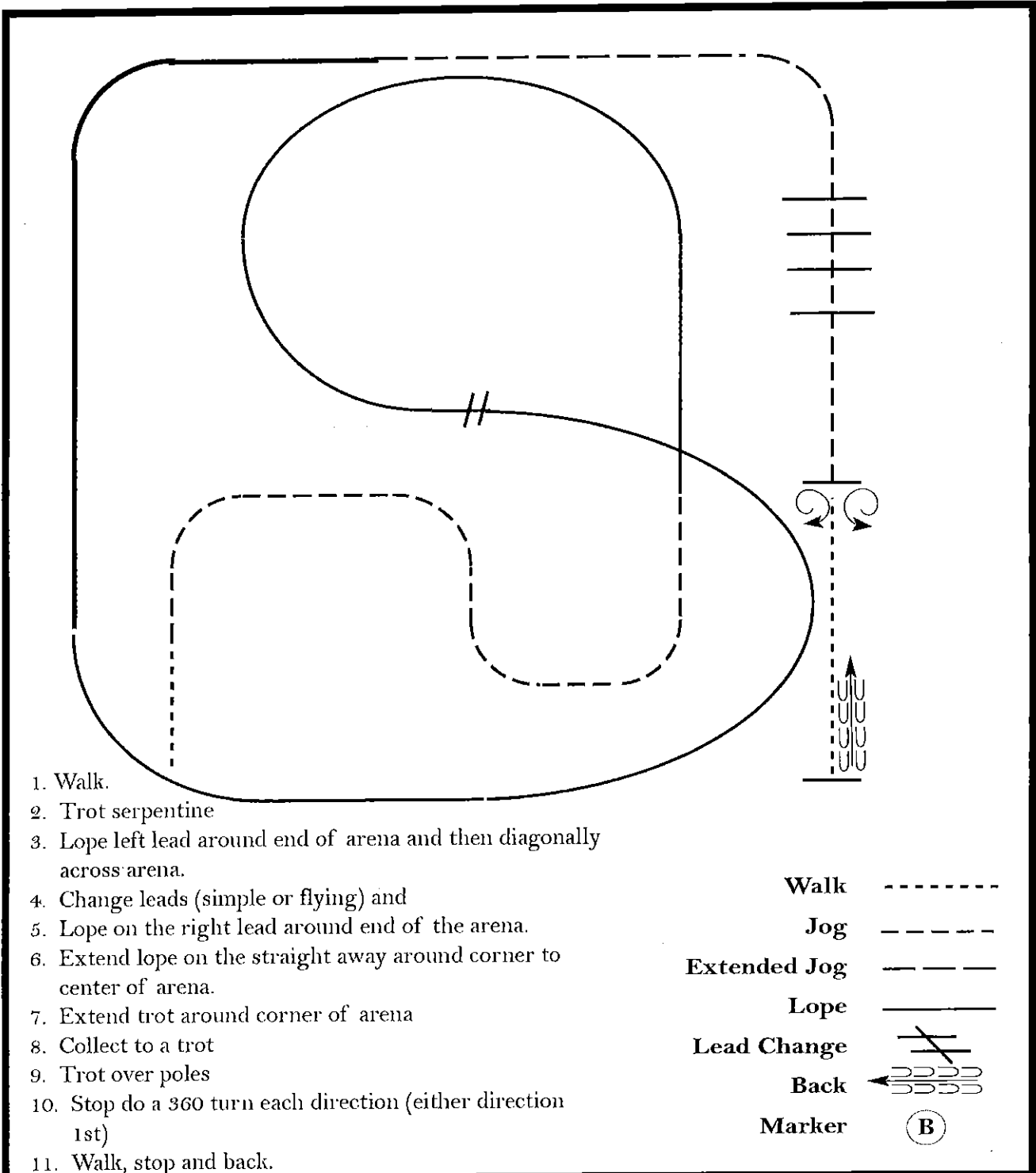
Summer Circuit Celebration

Ranch Riding (All)

Show Date: July 6-8, 2018

www.HorseShowPatterns.com

www.HorseShowPatterns.com



1. Walk.
2. Trot serpentine
3. Lope left lead around end of arena and then diagonally across arena.
4. Change leads (simple or flying) and
5. Lope on the right lead around end of the arena.
6. Extend lope on the straight away around corner to center of arena.
7. Extend trot around corner of arena
8. Collect to a trot
9. Trot over poles
10. Stop do a 360 turn each direction (either direction 1st)
11. Walk, stop and back.

Walk	-----
Jog	- - - - -
Extended Jog	-----
Lope	—————
Lead Change	//
Back	←←←←←
Marker	ⓑ

[RR/4]

Pattern Provided by:
The Judges

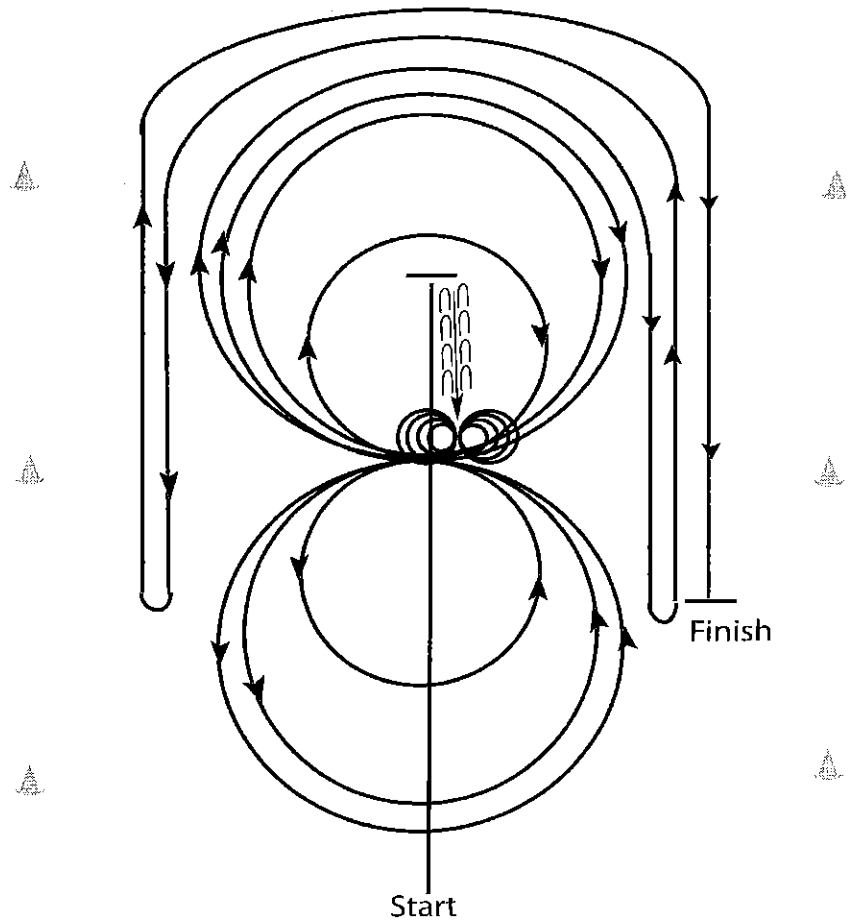
Summer Circuit Celebration

Reining (All)

Show Date: July 6-8, 2018

W W W . H O R S E S H O W P A T T E R N S . C O M

W W W . H O R S E S H O W P A T T E R N S . C O M



1. Run past the center marker and do a sliding stop. Back up to the center of the arena or at least ten feet (3m). Hesitate.
 2. Complete four spins to the right.
 3. Complete four and one-quarter spins to the left so that the horse is facing the left wall or fence. Hesitate.
 4. Beginning on the right lead, complete three circles to the right: the first two circles large and fast, the third circle small and slow. Change leads at the center of the arena.
 5. Complete three circles to the left: the first circle small and slow, the next two circles large and fast. Change leads at the center of the arena.
 6. Begin a large fast circle to the right but do not close this circle. Run down the right side of the arena past the center marker and do a left rollback at least twenty feet (6.09m) from the wall or fence – no hesitation.
 7. Continue back around the previous circle but do not close this circle. Run down the left side of the arena past the center and do a right rollback at least twenty feet (6.09m) from the wall or fence – no hesitation.
 8. Continue back around previous circle but do not close this circle. Run down the right side of the arena past the center marker and do a sliding stop at least twenty feet (6.09m) from the wall or fence. Hesitate to demonstrate completion of pattern.
- Rider may dismount and drop bridle to the designated judge.

[R/AQHAP-10]

Pattern Provided by:

The Judges

ALL TRAIL
EXCEPT SMALLERY & WALK TROT

WPOHA TRAIL

