

WPQHA Summer Bash

New
Format!

July 28-29 LOTS of POINTS - Random PRIZES

2 Single Judged Shows - Full Showbill Each Day

All Trail, Ranch Horse, W. Riding, Reining and Contest Events
Run for Both Days on July 28th

2 Judges: Darren Whight, Randy Wilson



Pattern Book

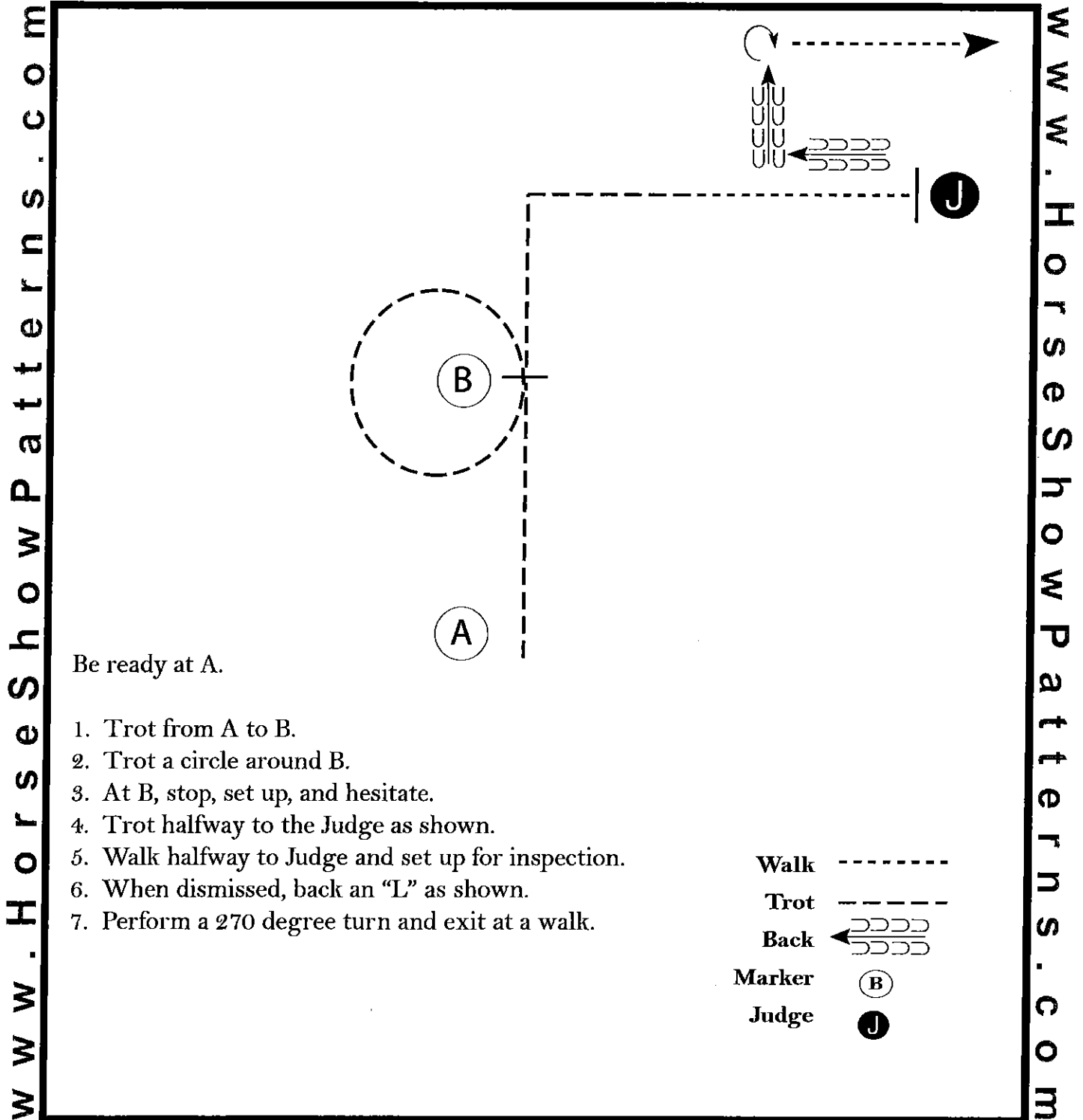
Trail, Ranch Riding, Reining, Western Riding for both
shows will run on July 28th to both Judges

July 28, 2018

WPQHA

Showmanship (Level 1 Youth/AM, 13 & Under)

Show Date: 07-28-2018



Be ready at A.

1. Trot from A to B.
2. Trot a circle around B.
3. At B, stop, set up, and hesitate.
4. Trot halfway to the Judge as shown.
5. Walk halfway to Judge and set up for inspection.
6. When dismissed, back an "L" as shown.
7. Perform a 270 degree turn and exit at a walk.

Walk -----
Trot -----
Back ←-----
Marker (B)
Judge (J)

[S/2-106]

Pattern Provided by:
Daren Wright

WPQHA

Showmanship (AM/Select/14-18)

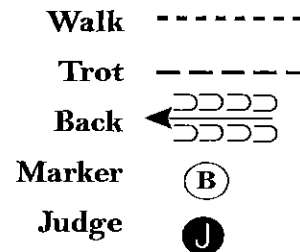
Show Date: 07-28-2018

w w w . H o r s e S h o w P a t t e r n s . c o m

w w w . H o r s e S h o w P a t t e r n s . c o m

Be ready at A.

1. Trot from A to B.
2. Trot a circle around B.
3. At B, stop, set up, and hesitate.
4. Trot halfway to the Judge as shown.
5. Walk halfway to Judge.
6. Perform a 360 degree turn and set up for inspection.
7. When dismissed, back an "L" as shown.
8. Perform a 270 degree turn and exit at a walk.



Pattern Provided by:
Daren Wright

[S/3-106]

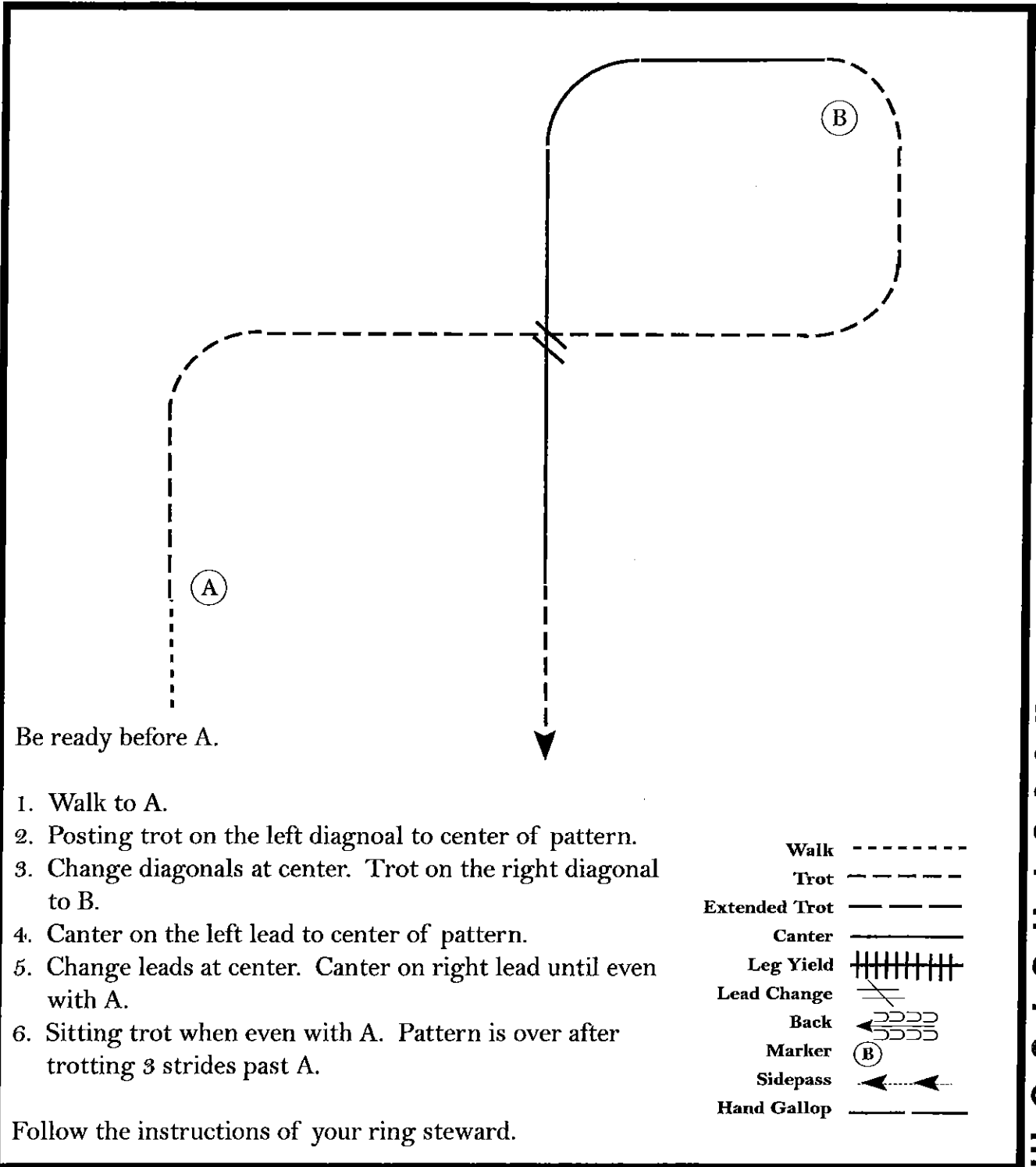
WPQHA

Hunt Seat Equitation (Level 1 Youth/AM, 13 & Under)

Show Date: 07-28-2018

W W W . H O R S E S H O W P A T T E R N S . C O M

W W W . H O R S E S H O W P A T T E R N S . C O M



[HSE/2-66]

Pattern Provided by:
Daren Wright

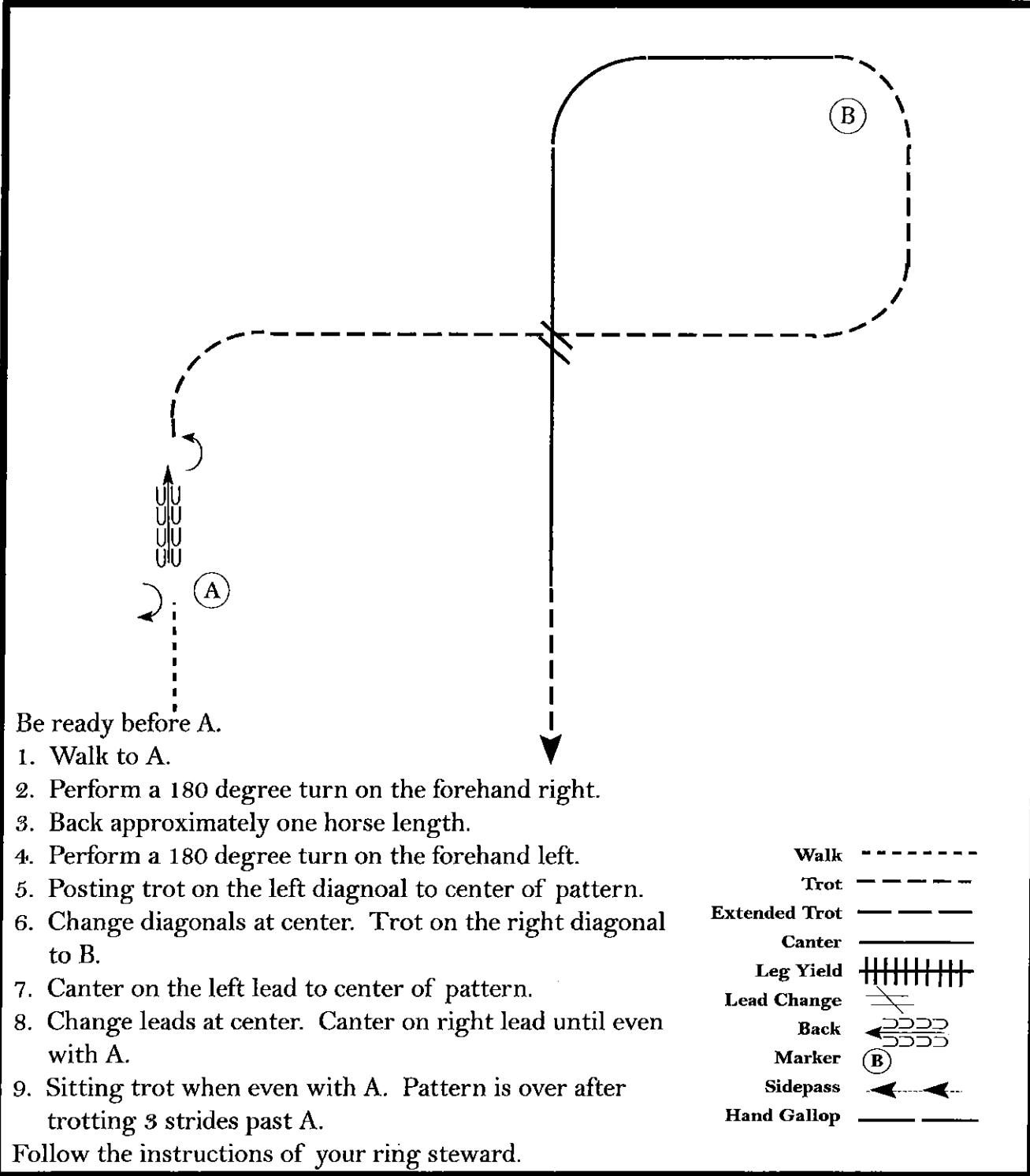
WPQHA

Hunt Seat Equitation (AM, Select, 14-18)

Show Date: 07-28-2018

W W W . H O R S E S H O W P A T T E R N S . C O M

W W W . H O R S E S H O W P A T T E R N S . C O M



Be ready before A.

1. Walk to A.
2. Perform a 180 degree turn on the forehand right.
3. Back approximately one horse length.
4. Perform a 180 degree turn on the forehand left.
5. Posting trot on the left diagonal to center of pattern.
6. Change diagonals at center. Trot on the right diagonal to B.
7. Canter on the left lead to center of pattern.
8. Change leads at center. Canter on right lead until even with A.
9. Sitting trot when even with A. Pattern is over after trotting 3 strides past A.

Follow the instructions of your ring steward.

Walk	-----
Trot	- - - - -
Extended Trot	-----
Canter	-----
Leg Yield	
Lead Change	↙ ↘
Back	←←←←←
Marker	Ⓚ
Sidepass	←←←←←
Hand Gallop	-----

[HSE/3-66]

Pattern Provided by:
Daren Wright

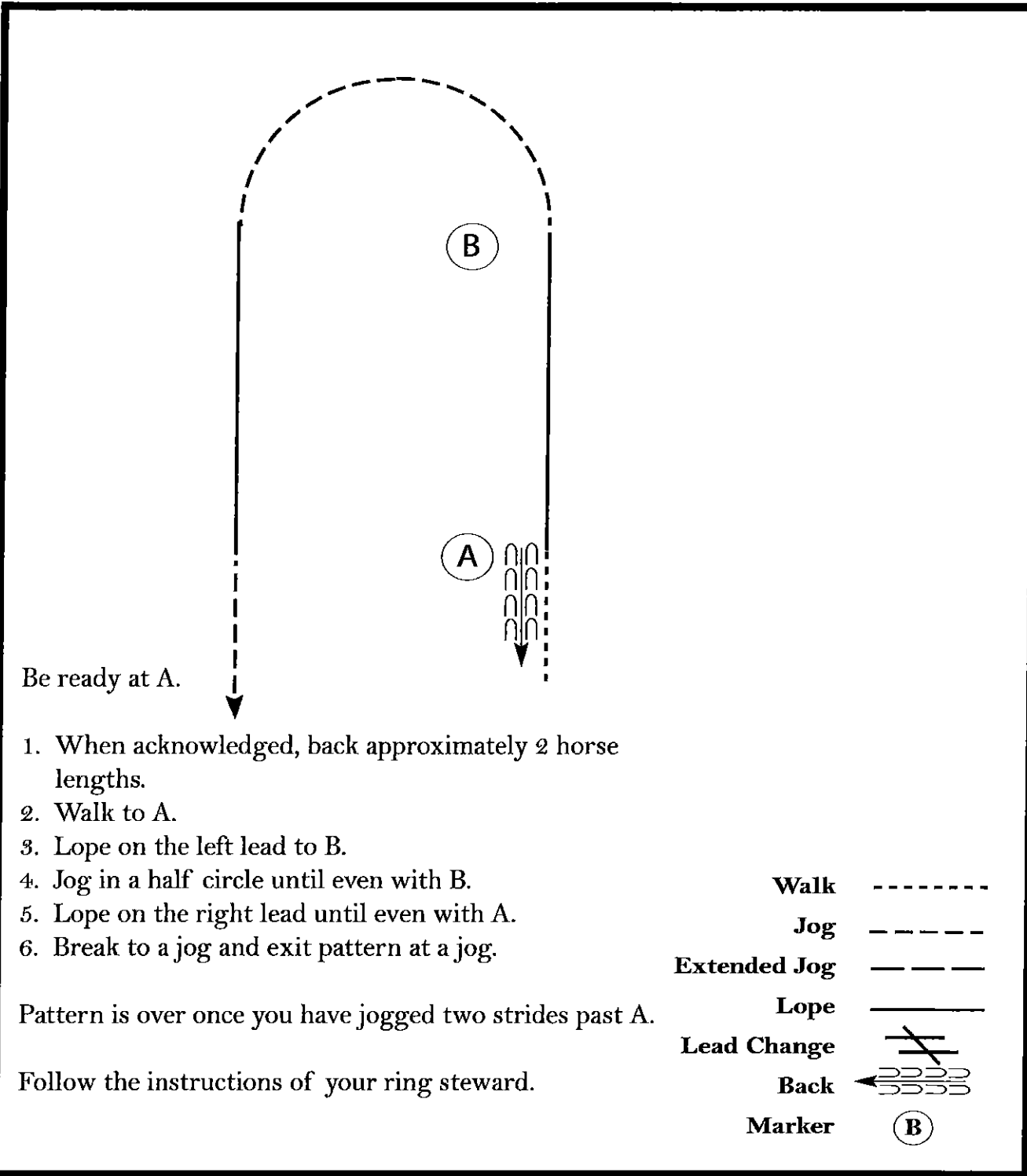
WPQHA

Horsemanship (Level 1 Youth/AM, 13 & Under)

Show Date: 07-28-2018

w w w . H o r s e S h o w P a t t e r n s . c o m

w w w . H o r s e S h o w P a t t e r n s . c o m



[WH/2-83]

Pattern Provided by:
Daren Wright

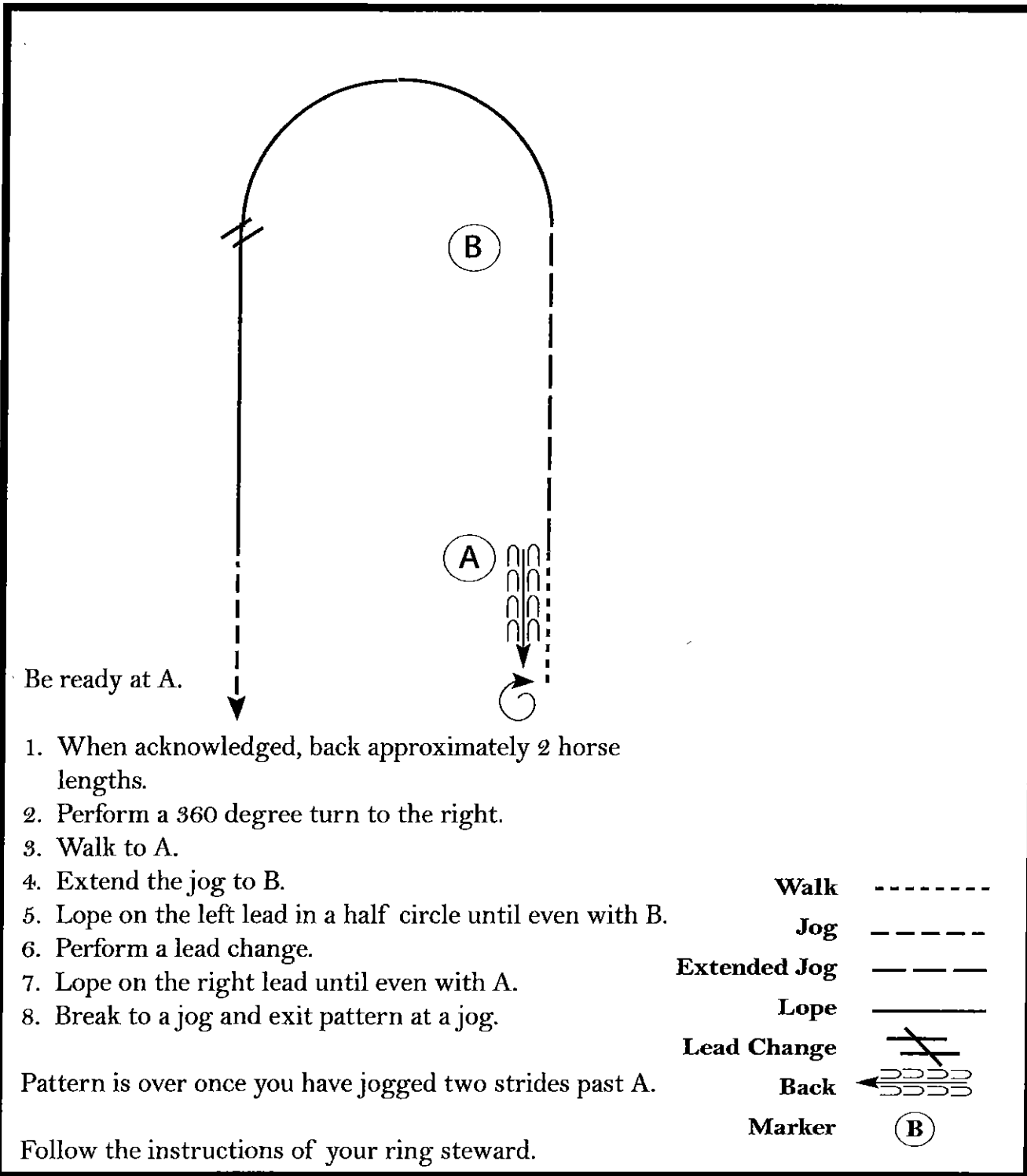
WPQHA

Horsemanship (AM/Select/14-18)

Show Date: 07-28-2018

W W W . H O R S E S H O W P A T T E R N S . C O M

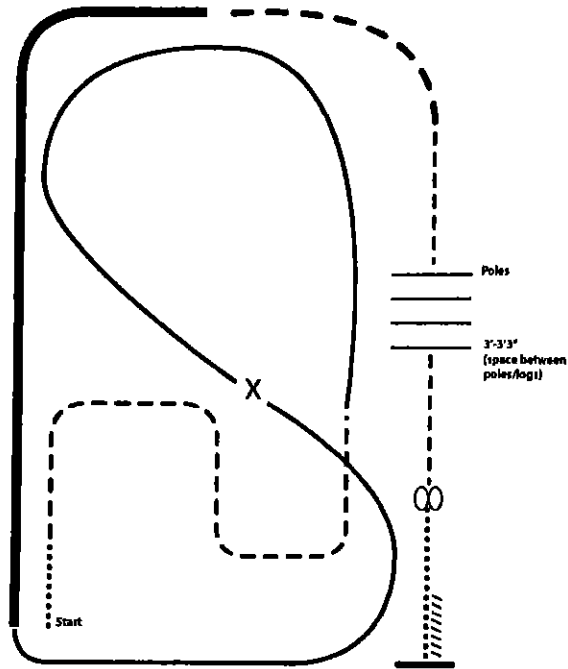
W W W . H O R S E S H O W P A T T E R N S . C O M



[WH/3-83]

Pattern Provided by:
Daren Wright

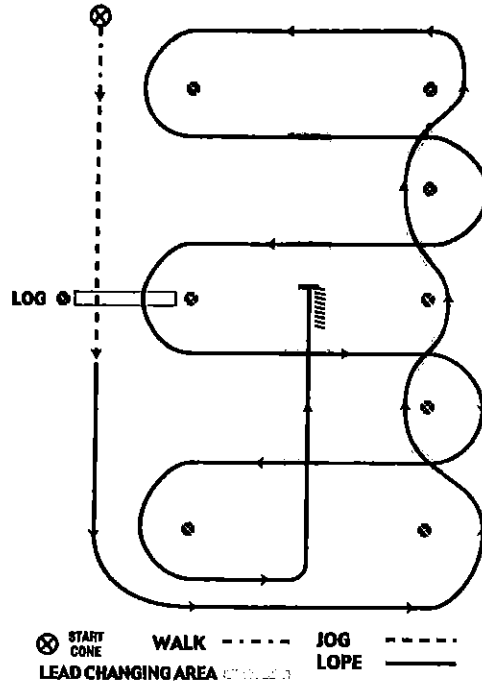
RANCH RIDING - PATTERN 4



- X Lead Change
- Walk
- - - Trot
- - - - Ext trot
- Lope
- Ext Lope
- //// Back

1. Walk
2. Trot serpentine
3. Lope left lead around the end of the arena and then diagonally across the arena
4. Change leads (simple or flying) and
5. Lope on the right lead around end of the arena
6. Extend lope on the straight away and around corner to the center of the arena
7. Extend trot around corner of the arena
8. Collect to a trot
9. Trot over poles
10. Stop, do 360 degree turn each direction (either direction 1st) (L-R or R-L)
11. Walk, stop and back

WESTERN RIDING PATTERN I



1. Walk at least 15' & jog over log
2. Transition to left lead & lope around end
3. First line change
4. Second line change
5. Third line change
6. Fourth line change lope around the end of arena
7. First crossing change
8. Second crossing change
9. Lope over log
10. Third crossing change
11. Fourth crossing change
12. Lope up the center, stop & back

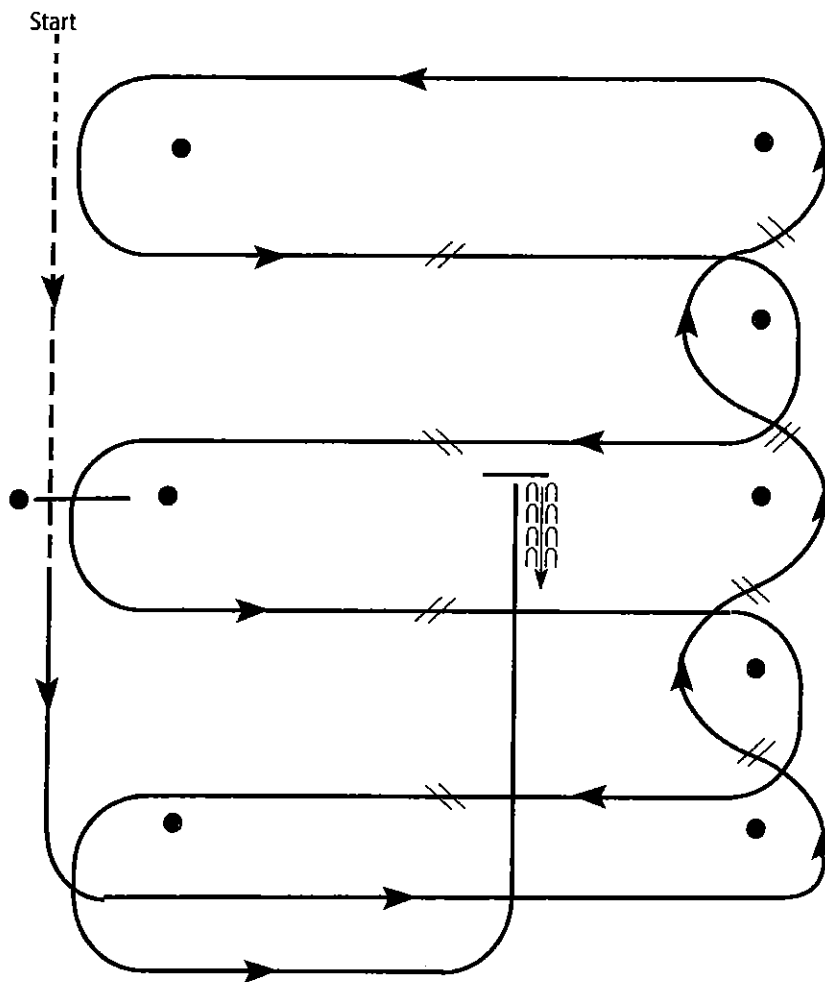
WPQHA

Western Riding (AM/Youth/Open)

Show Date: 07-28-2018

www.HorseShowPatterns.com

www.HorseShowPatterns.com



1. Walk and jog over log.
2. Transition to lope and lope around end.
3. First line change.
4. Second line change.
5. Third line change.
6. Fourth line change and lope around the end of the arena.
7. First crossing change.
8. Second crossing change.
9. Lope over log.
10. Third crossing change.
11. Fourth crossing change.
12. Lope up the center, stop and back.

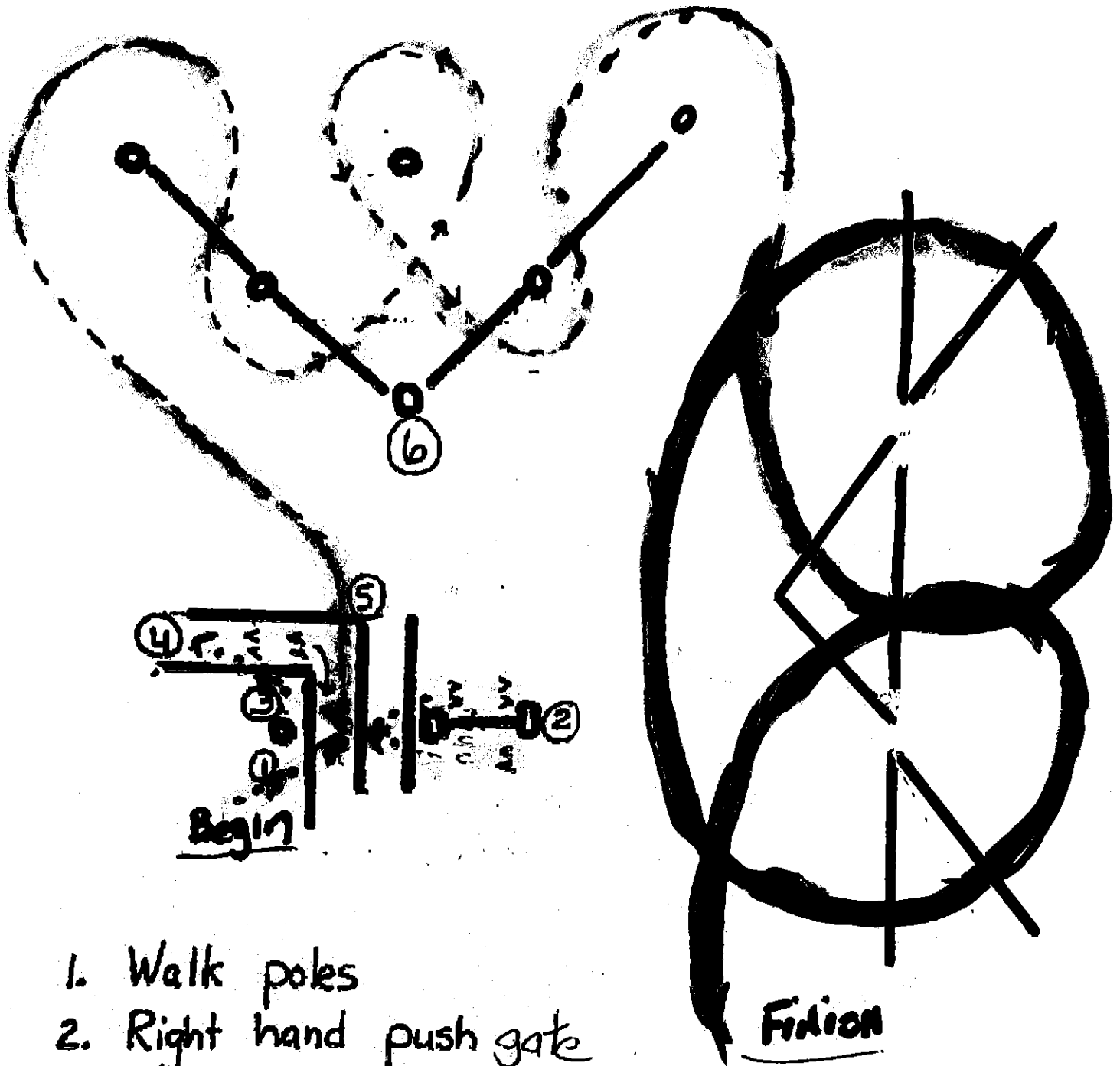
[WR/OP-1]

Pattern Provided by:

Daren Wright

TRAIL ALL

(EXCEPT SMALL FRY)



1. Walk poles
2. Right hand push gate
3. Walk poles into "L"
4. Back "L"
5. Jog out "L"

6. TROT SERPENTINE
7. LOPE POLES LEFT
Lead

SATURDAY