



Western Pennsylvania Gold Classic Open Show

Pattern Book

August 30 - September 1, 2019

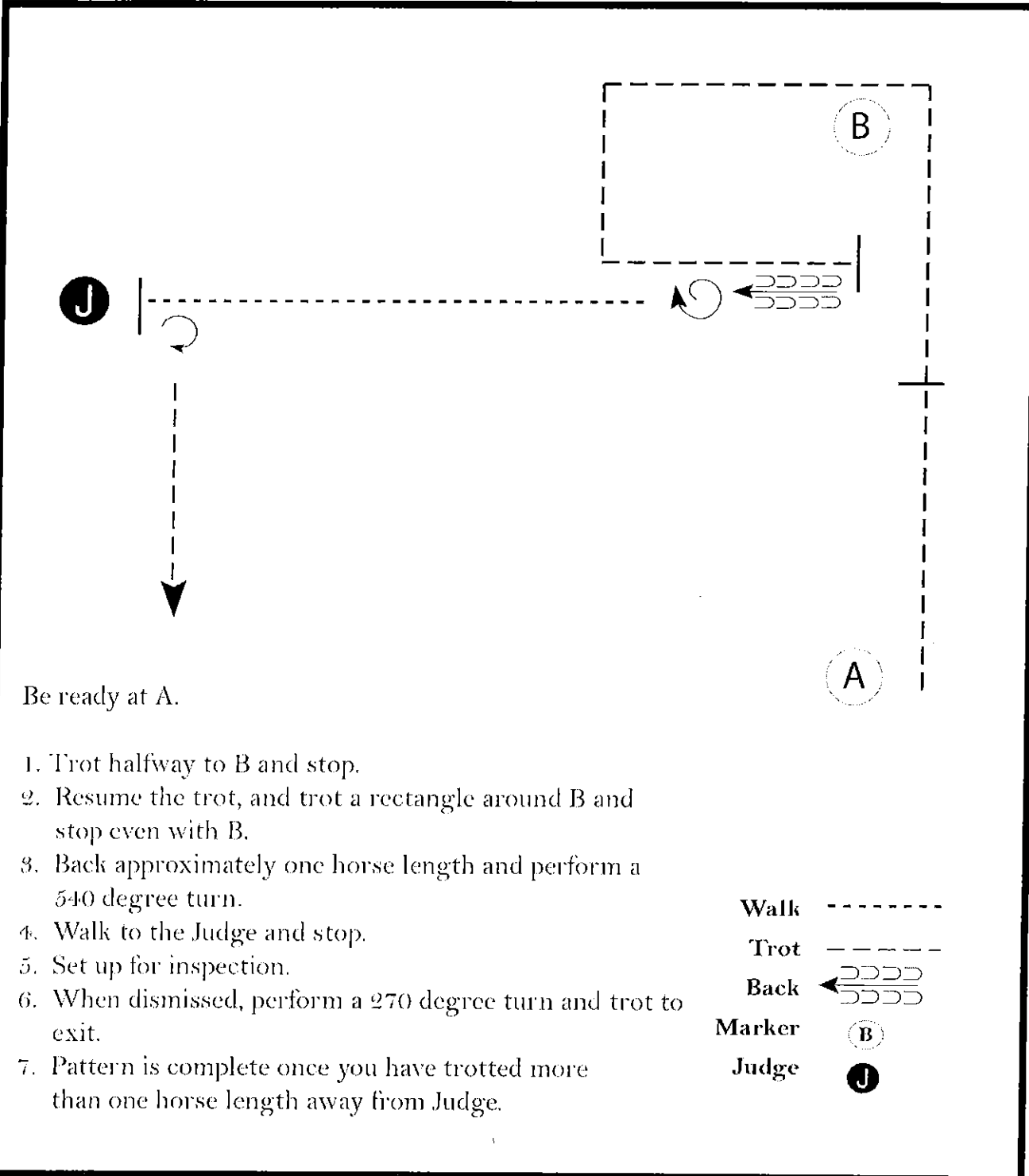
Western PA Gold Classic Open & Ranch Jackpot Show

1. \$250 Open Showmanship (All)

Show Date: 08-31-2019

www.horsho.com

www.horsho.com



Be ready at A.

1. Trot halfway to B and stop.
2. Resume the trot, and trot a rectangle around B and stop even with B.
3. Back approximately one horse length and perform a 540 degree turn.
4. Walk to the Judge and stop.
5. Set up for inspection.
6. When dismissed, perform a 270 degree turn and trot to exit.
7. Pattern is complete once you have trotted more than one horse length away from Judge.

- Walk -----
- Trot - - - - -
- Back ← ————
- Marker ○ B
- Judge ○ J

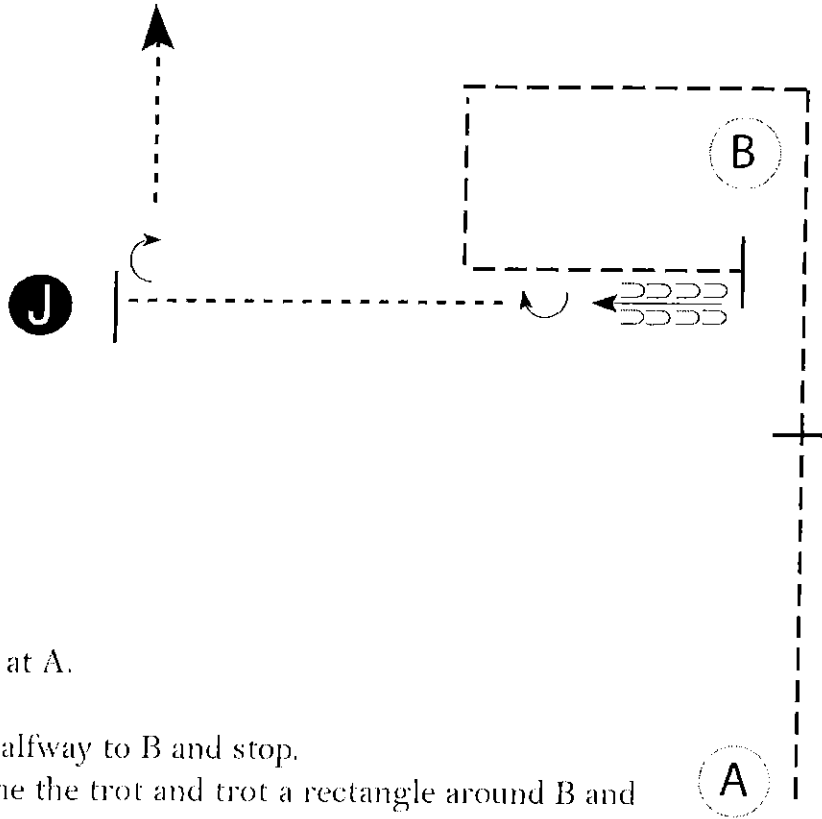
[S/3-98]

Pattern Provided by:
Vickey Dunn

Western PA Gold Classic Open & Ranch Jackpot Show

2. \$100 Showmanship (35 & Over)

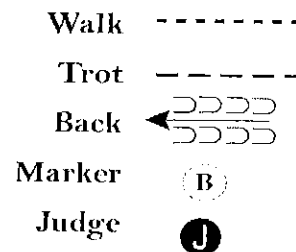
Show Date: 08-31-2019



Be ready at A.

1. Trot halfway to B and stop.
2. Resume the trot and trot a rectangle around B and stop even with B.
3. Back approximately one horse length and perform a 180 degree turn.
4. Walk to Judge.
5. Stop and set up for inspection.
6. When dismissed, perform a 90 degree turn and walk to exit.

Pattern is over once you have walked more than one horse length away from Judge.



[S/2-95]

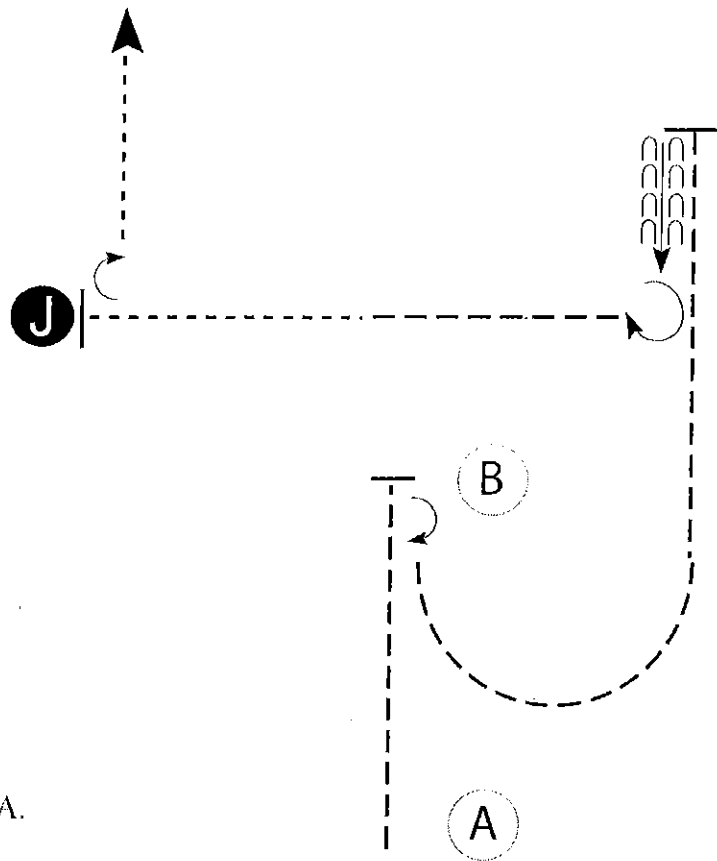
Pattern Provided by:

Vickey Dunn

Western PA Gold Classic Open & Ranch Jackpot Show

3. \$100 Showmanship (19-34)

Show Date: 08-31-2019



Be ready at A.

1. Trot to B.
2. Stop and perform a 180 degree turn.
3. Trot a half circle, then trot straight until past Judge.
4. Back until your horse's hip is even with Judge.
5. Perform a 270 degree turn.
6. Trot halfway to Judge then walk to Judge. Stop and set up for inspection.
7. When dismissed, turn 90 degrees and walk straight away.

Follow the instructions of your ring steward.

Walk	-----
Trot	- - - - -
Back	← ← ← ← ← → → → → →
Marker	⊙ B
Judge	● J

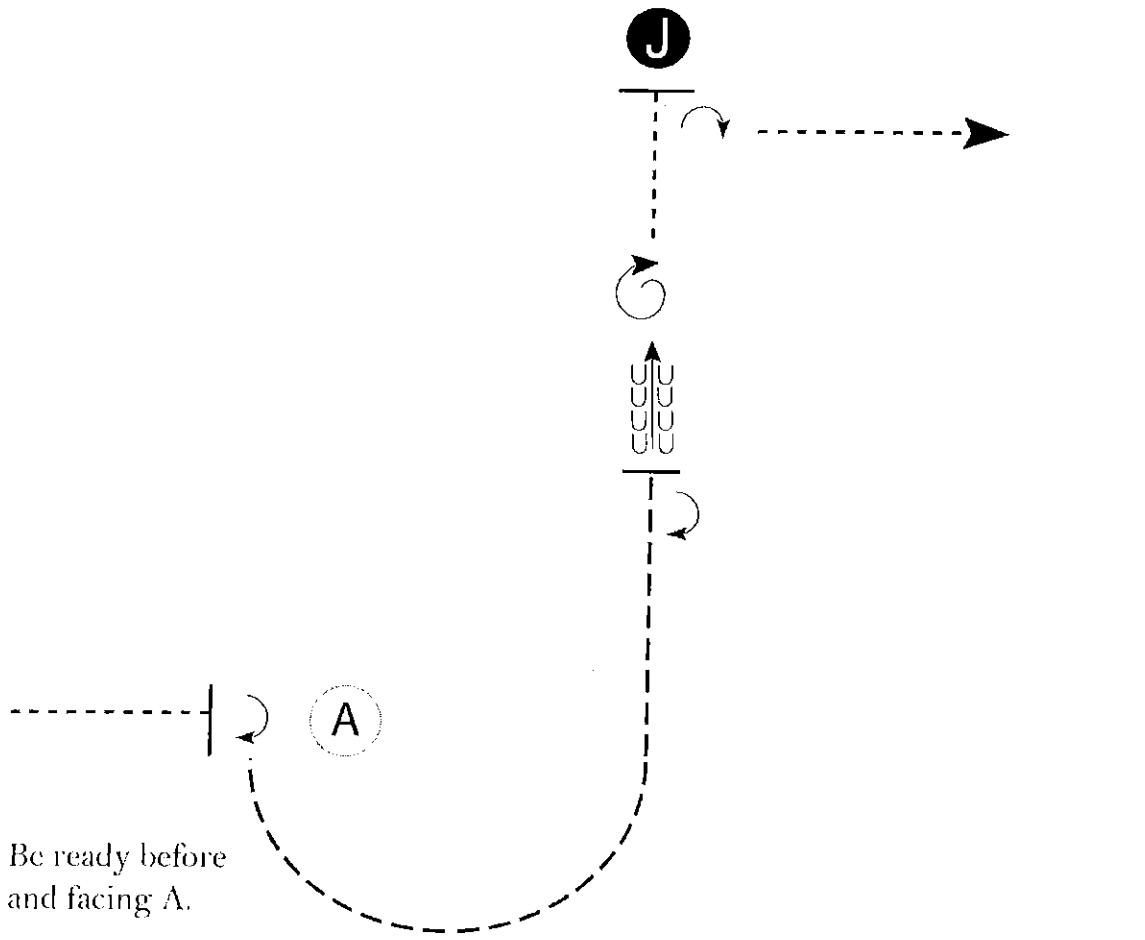
[S/2-69]

Pattern Provided by:
Vickey Dunn

Western PA Gold Classic Open & Ranch Jackpot Show

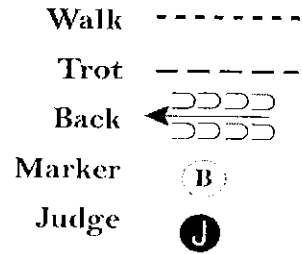
4. \$100 Youth Showmanship (14-18)

Show Date: 08-31-2019



Be ready before
and facing A.

1. Walk to A.
2. Stop and perform a 1/4 turn.
3. Trot in a half circle and halfway to Judge.
4. Stop and perform a 1/2 turn.
5. Back approximately one horse length.
6. Perform a 1 1/2 turn.
7. Walk to judge and set up for inspection.
8. When dismissed, perform a 1/4 turn and walk straight away from Judge.



Follow the instructions of your ring steward.

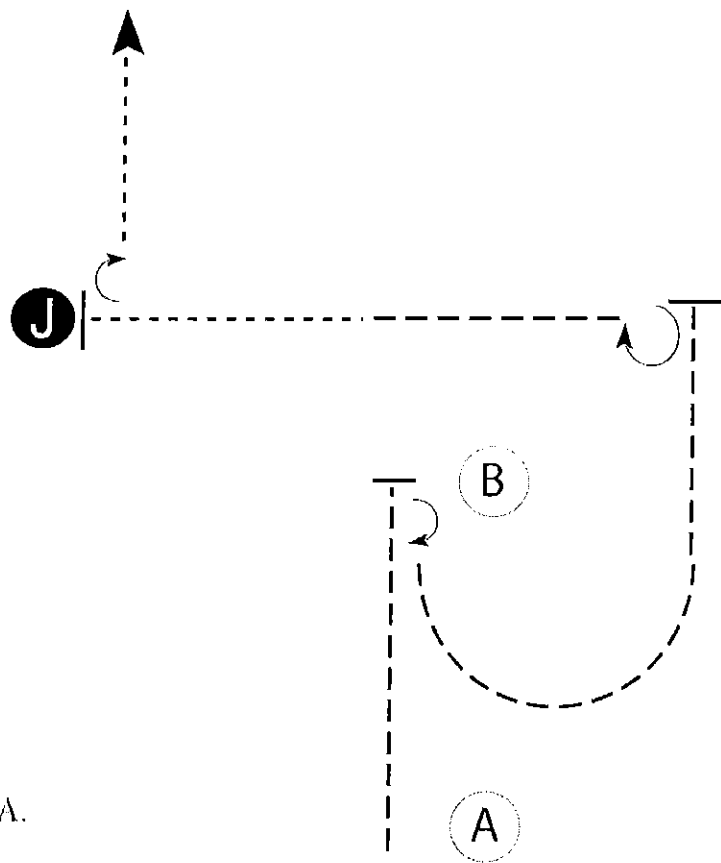
[S/2-82]

Pattern Provided by:
Vickey Dunn

Western PA Gold Classic Open & Ranch Jackpot Show

5. \$100 Showmanship (Youth 13 & Under)

Show Date: 08-31-2019



Be ready at A.

1. Trot to B.
2. Stop and perform a 180 degree turn.
3. Trot a half circle, then trot straight until even Judge.
4. Perform a 270 degree turn.
5. Trot halfway to Judge then walk to Judge. Stop and set up for inspection.
6. When dismissed, turn 90 degrees and walk straight away.

Follow the instructions of your ring steward.

Walk	-----
Trot	- - - - -
Back	←===== ←===== ←=====
Marker	Ⓚ
Judge	ⓐ

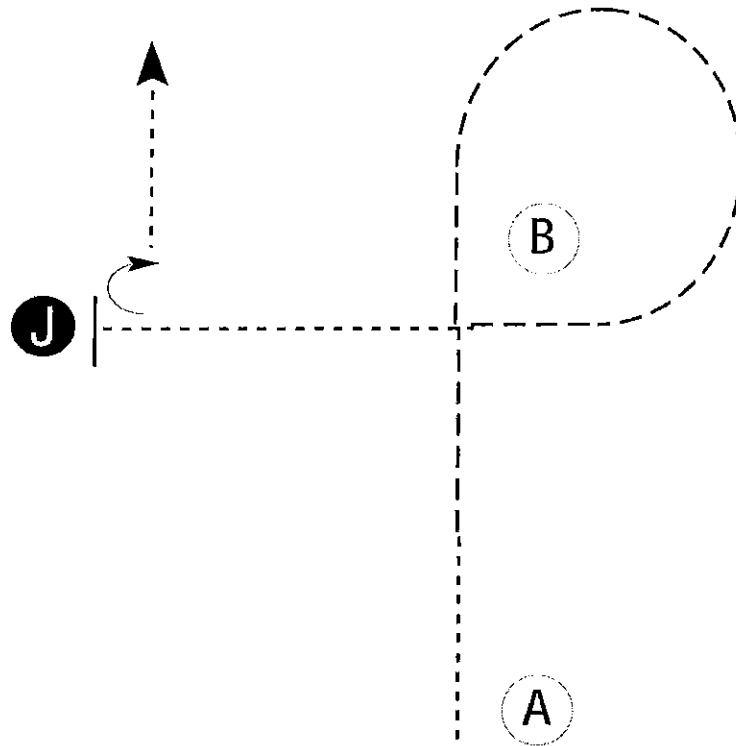
[S/1-69]

Pattern Provided by:
Vickey Dunn

Western PA Gold Classic Open & Ranch Jackpot Show

7. Showmanship W/T 18 & Under (18 & Under)

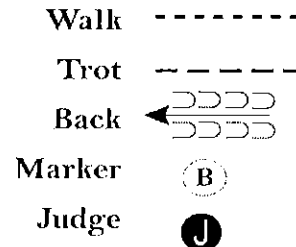
Show Date: 08-31-2019



Be ready at A.

1. Walk halfway to B.
2. Trot to and around B as shown.
3. When just past B, walk to judge and set up for inspection.
4. When dismissed, perform a 90 degree turn and walk away.

Follow the instructions of your ring steward.



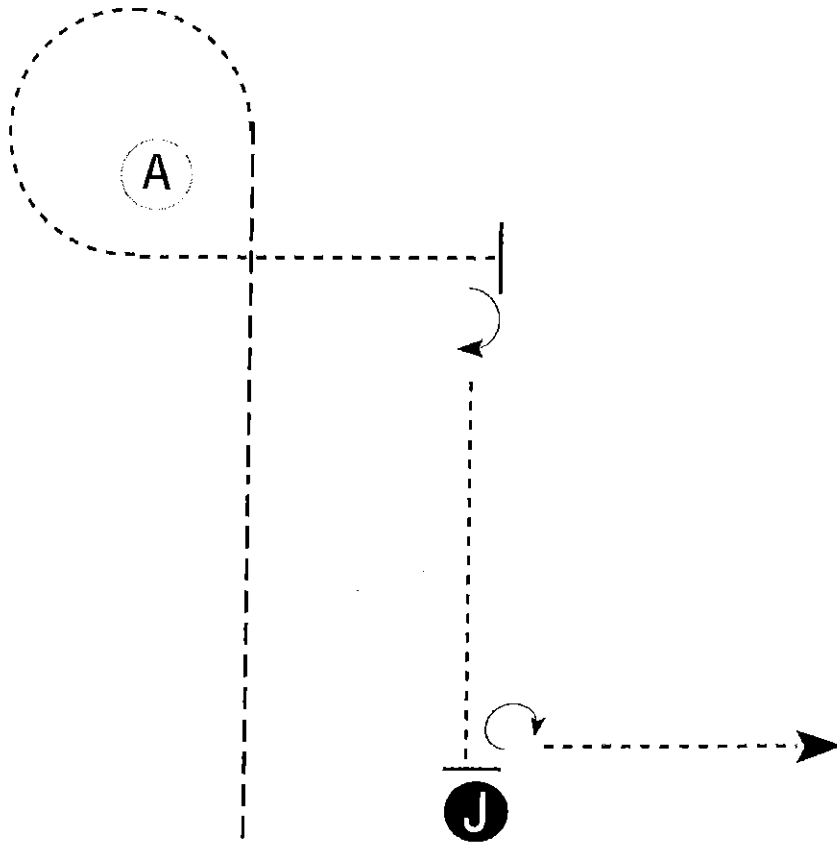
[S/WT-79]

Pattern Provided by:
Vickey Dunn

Western PA Gold Classic Open & Ranch Jackpot Show

6. Showmanship W/T 19 & Over (19 & Over)

Show Date: 08-31-2019



Be ready even with judge.

1. Trot to A.
2. Walk around A and until even with judge.
3. Stop and perform a 90 degree turn.
4. Walk to judge.
5. Stop and set up for inspection.
6. When dismissed, perform a 270 degree turn.
7. Walk straight away from judge.

Follow the instructions of your ring steward.

Walk	-----
Trot	- - - - -
Back	←
Marker	Ⓟ
Judge	●

[SWT-76]

Pattern Provided by:

Vickey Dunn

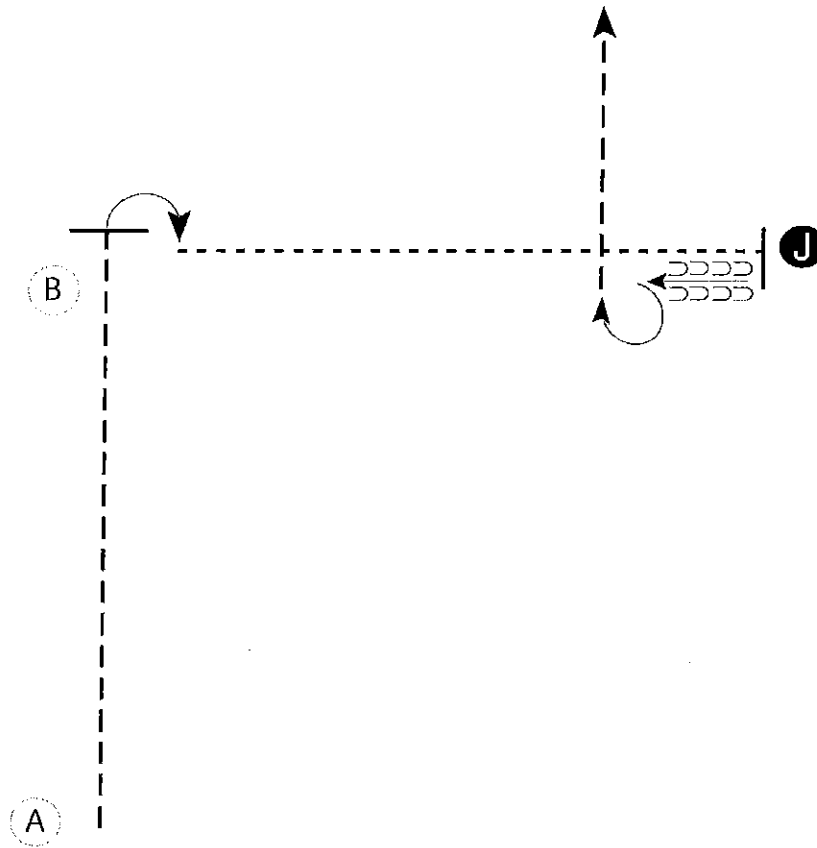
Western PA Gold Classic Open & Ranch Jackpot Show

8. Showmanship Small Fry (9 & Under)

Show Date: 08-31-2019

www.horshowpatterns.com

www.horshowpatterns.com



1. Begin at A. Trot from A past B
2. Stop and perform a 90 degree turn
3. Walk to the Judge, stop and set up for inspection
4. When dismissed back one horse length and perform a 270 degree turn
5. Trot to the line-up

- Walk -----
- Trot - - - - -
- Back ←
- Marker ○ B
- Judge ● J

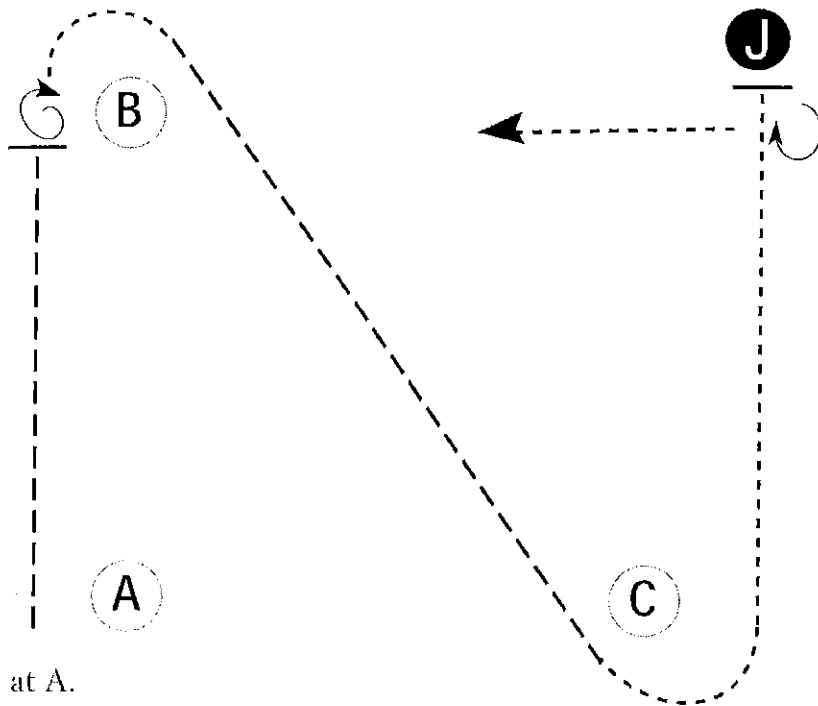
[S/1-14]

Pattern Provided by:
Vickey Dunn

Western PA Gold Classic Open & Ranch Jackpot Show

9. Shankless Showmanship (All Ages)

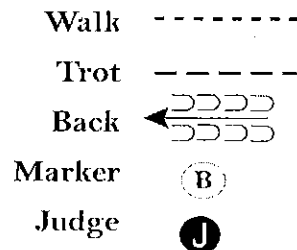
Show Date: 08-31-2019



Be ready at A.

1. Trot to B.
2. Stop at B and perform a 360 degree turn.
3. Walk around B.
4. Trot from B to C.
5. Walk around C and straight to judge.
6. Stop and set up for inspection.
7. When dismissed, perform a 270 degree turn.

Walk straight away and follow the instructions of your ring steward.



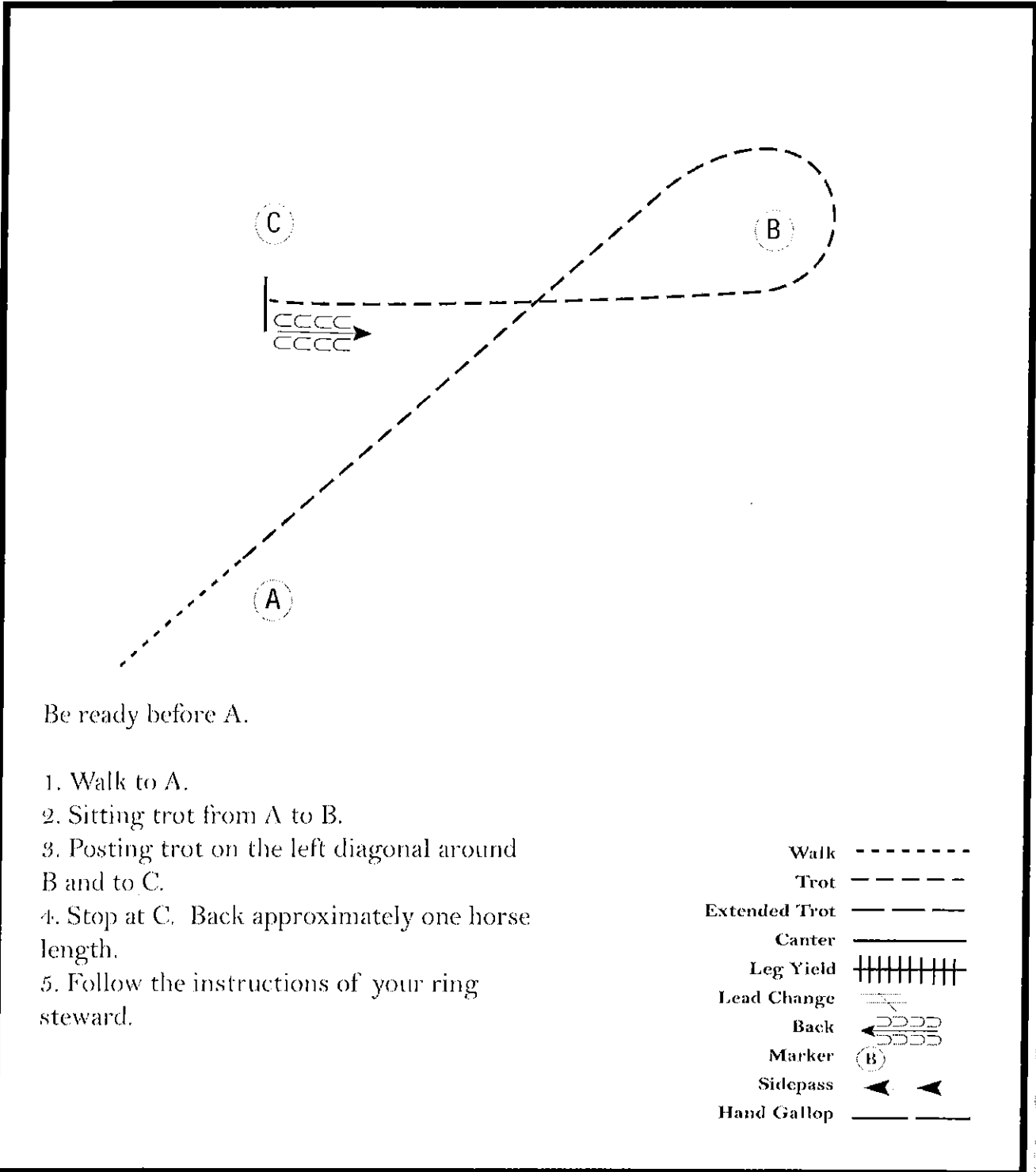
[S/2-63]

Pattern Provided by:
Vickey Dunn

Western PA Gold Classic Open & Ranch Jackpot Show

30. English Equitation W/T (Walk Trot 18 & Under)

Show Date: 08-31-2019



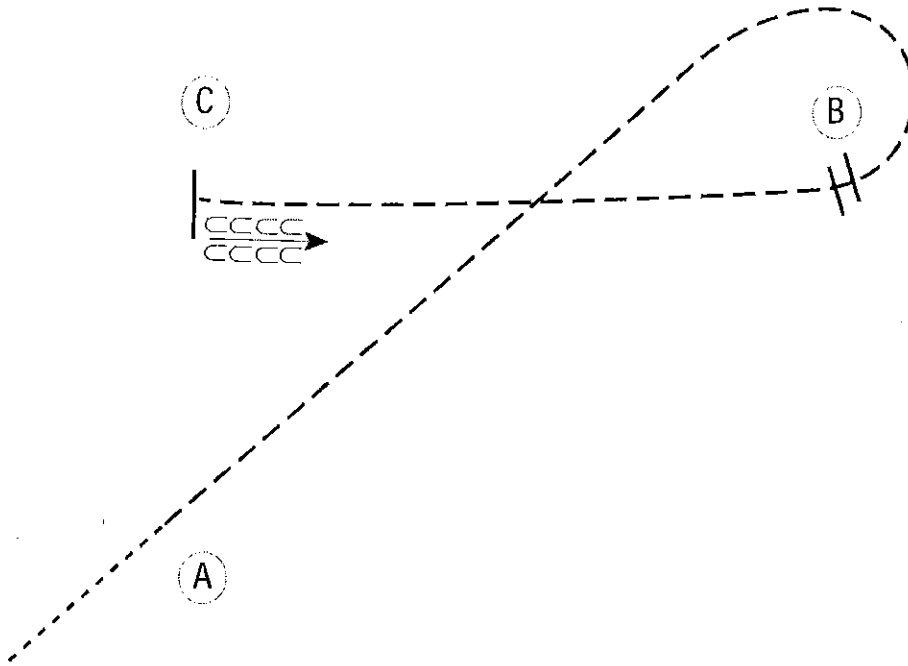
[HSE/WT-18]

Pattern Provided by:
Vickey Dunn

Western PA Gold Classic Open & Ranch Jackpot Show

31. English Equitation W/T (Walk Trot 19 & Over)

Show Date: 08-31-2019



Be ready before A.

1. Walk to A.
2. Posting trot on the left diagonal from A to and around B.
3. Change diagonals at B.
4. Posting trot on the right diagonal around to C.
5. Stop at C. Back approximately one horse length.
6. Follow the instructions of your ring steward.

Walk	-----
Trot	- - - - -
Extended Trot	-----
Canter	-----
Leg Yield	
Lead Change	↗ ↘
Back	←←←←←
Marker	Ⓚ
Sidepass	← ←
Hand Gallop	-----

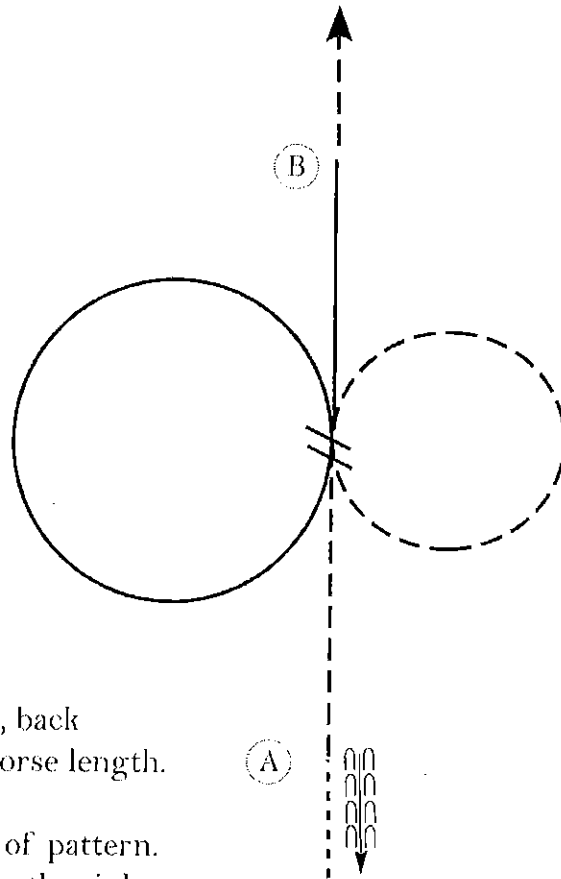
[HSE/WT-19]

Pattern Provided by:
Vickey Dunn

Western PA Gold Classic Open & Ranch Jackpot Show

32. 33. English Equitation (35 & Over and 19-34)

Show Date: 08-31-2019



Be ready at A.

1. When acknowledged, back approximately one horse length.
2. Walk to A.
3. Sitting trot to center of pattern.
4. Posting trot a circle to the right.
5. Canter a larger circle to the left.
6. Perform a simple lead change at center of pattern.
7. Canter to B.
8. Posting trot on the right diagonal straight away from B.

Pattern is over once you have trotted past B more than 2 horse lengths.

Follow the instructions of your ring steward.

Walk	-----
Trot	-----
Extended Trot	-----
Canter	-----
Leg Yield	
Lead Change	↔
Back	←←←←
Marker	⊙
Sidepass	◀▶
Hand Gallop	-----

[HSE/2-55]

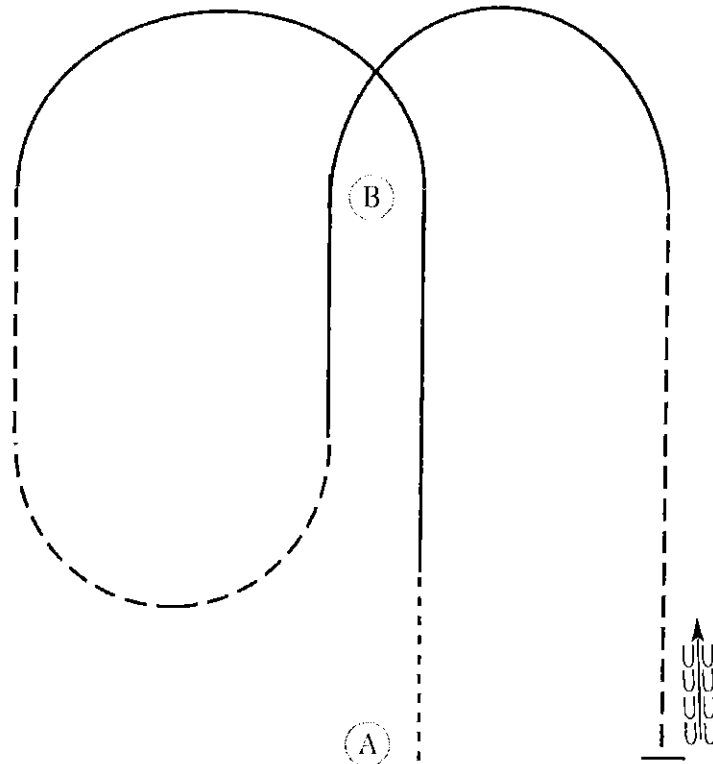
Pattern Provided by:

Vickey Dunn

Western PA Gold Classic Open & Ranch Jackpot Show

34. 35. English Equitation (14- 18 and 13 & Under)

Show Date: 08-31-2019



Be ready at A.

1. Walk two horse lengths from A.
2. Canter on the left lead to B. Continue to canter a half circle until even with B.
3. Trot on the right diagonal until halfway between A and B. Continue to trot a half circle until halfway between A and B.
4. Canter on the right lead to B and then canter a half circle until even with B.
5. Trot on the left diagonal until even with A.
6. Stop and back approximately one horse length.

Walk	-----
Trot	-----
Extended Trot	-----
Canter	-----
Leg Yield	
Lead Change	↔
Back	←←←←
Marker	Ⓚ
Sidepass	← →
Hand Gallop	-----

Follow the instructions of your ring steward.

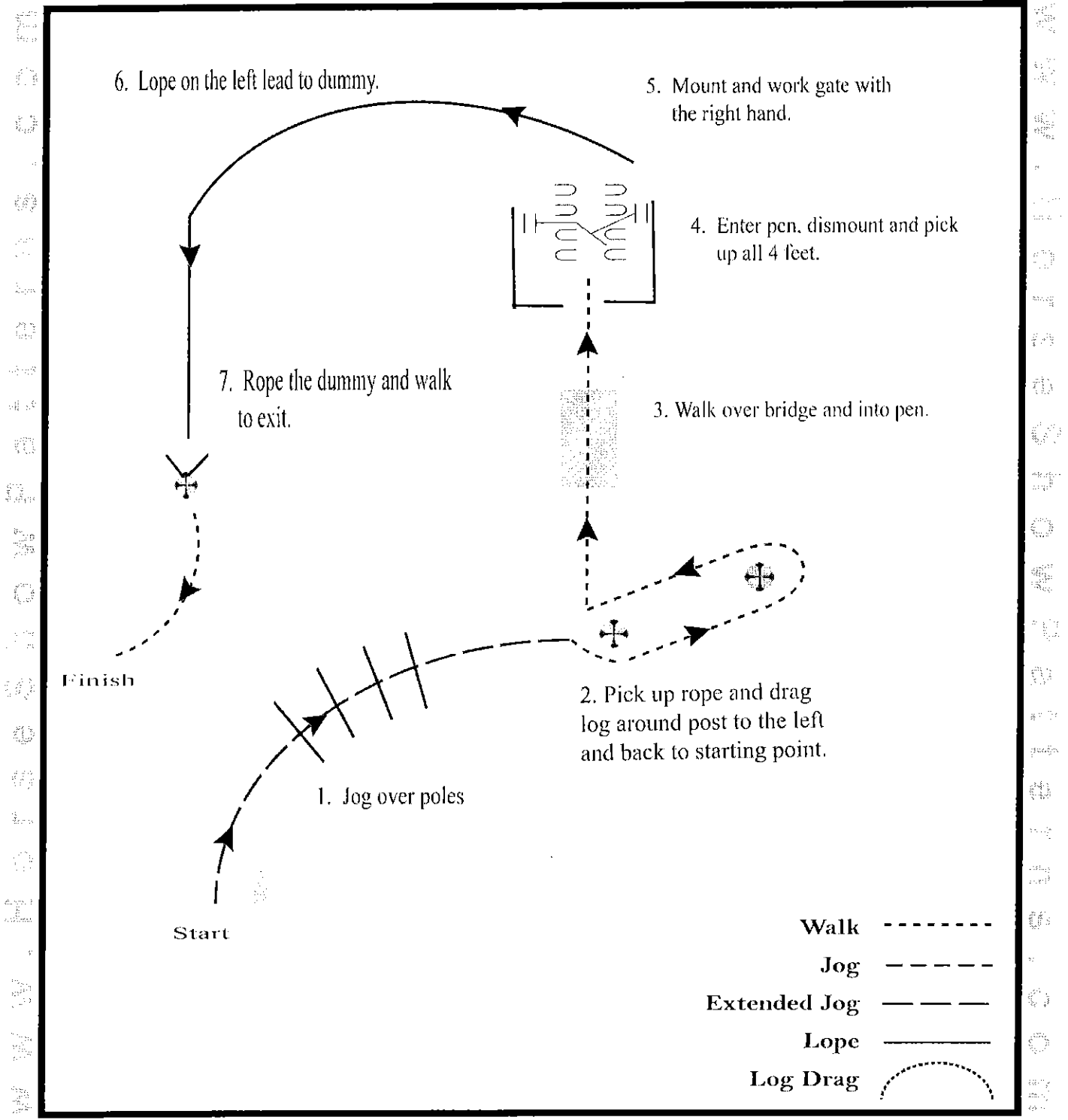
[HSE/2-58]

Pattern Provided by:
Vickey Dunn

WPQHA Open Series

Ranch Trail

Show Date: 09-01-2019



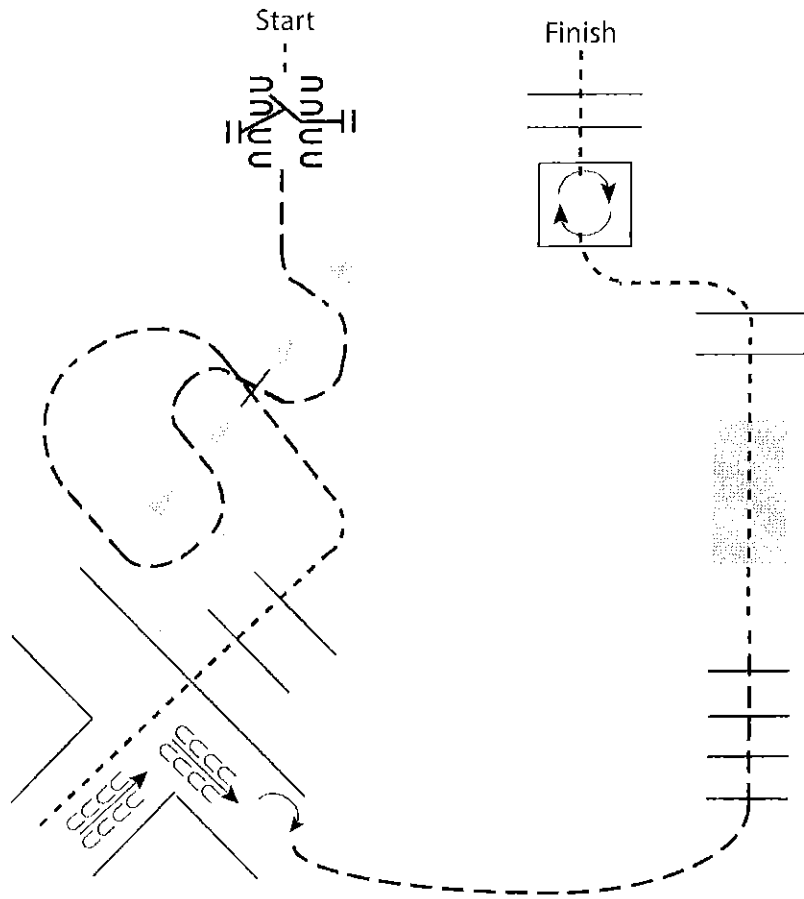
[RT/6]

Pattern Provided by:
Tammy Braham

WPQHA Open Series

Trail (Walk Trot)

Show Date: 09-01-2019



1. Walk to and work gate.
2. Jog through cones.
3. Walk over poles into chute.
4. Back out of chute; turn 180 degrees right.
5. Jog over poles to bridge.
6. Walk over bridge and poles.
7. Walk into box and perform a 360 degree turn to the right.
8. Walk out of box and over poles.

Walk	-----
Jog	-----
Extended Jog	-----
Lope	—————
Leg Yield	
Lead Change	↔
Back	←←←←
Marker	⊙
Sidepass	←←←←

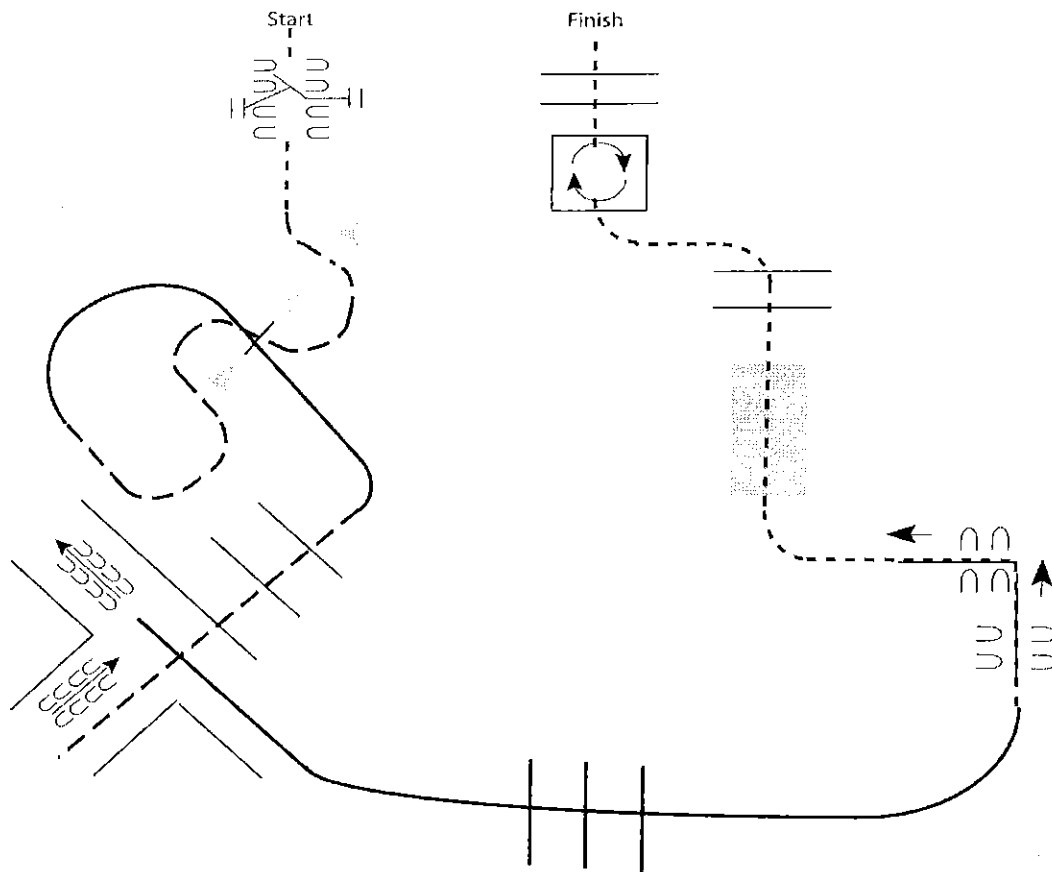
[T/WT-2]

Pattern Provided by:
Tammy Braham

WPQHA Open Series

All Trail (Youth Am Open)

Show Date: 09-01-2019



Begin at Start.

1. Walk to and work gate.
2. Jog through cones.
3. Lope right lead to poles.
4. Jog over poles into chute.
5. Back the L.
6. Lope left lead over poles.
7. Side pass left over poles.
8. Walk over bridge, poles and into box.
9. Perform a 360 degree turn to the right, walk out of box and over poles to finish.

Walk	-----
Jog	-----
Extended Jog	-----
Lope	—————
Leg Yield	
Lead Change	↔
Back	←←←←
Marker	⊙ B
Sidepass	←←

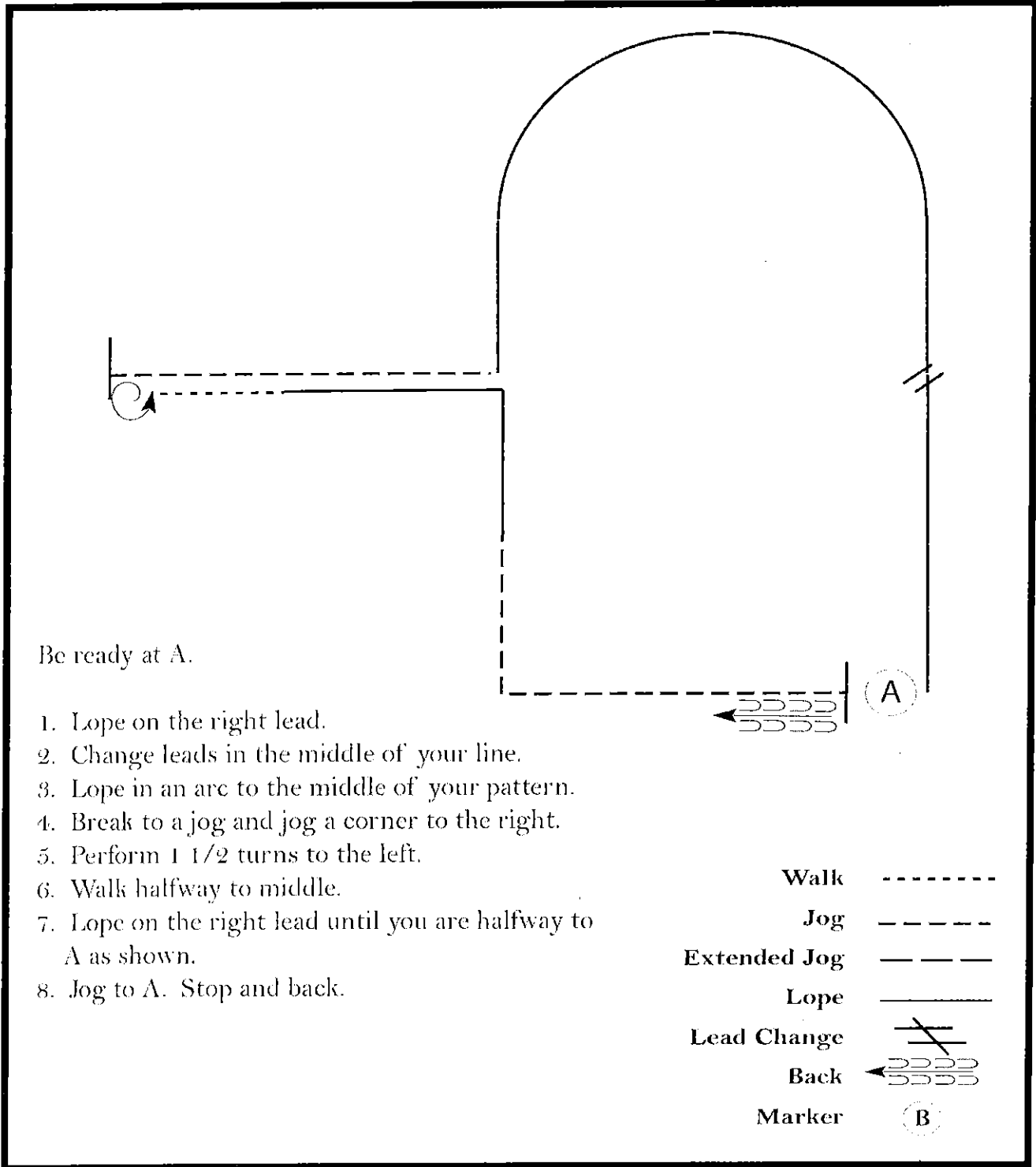
[T/2-3]

Pattern Provided by:
Tammy Braham

WPQHA Open Series

Western Horsemanship (Class 60-63)

Show Date: 09-01-2019



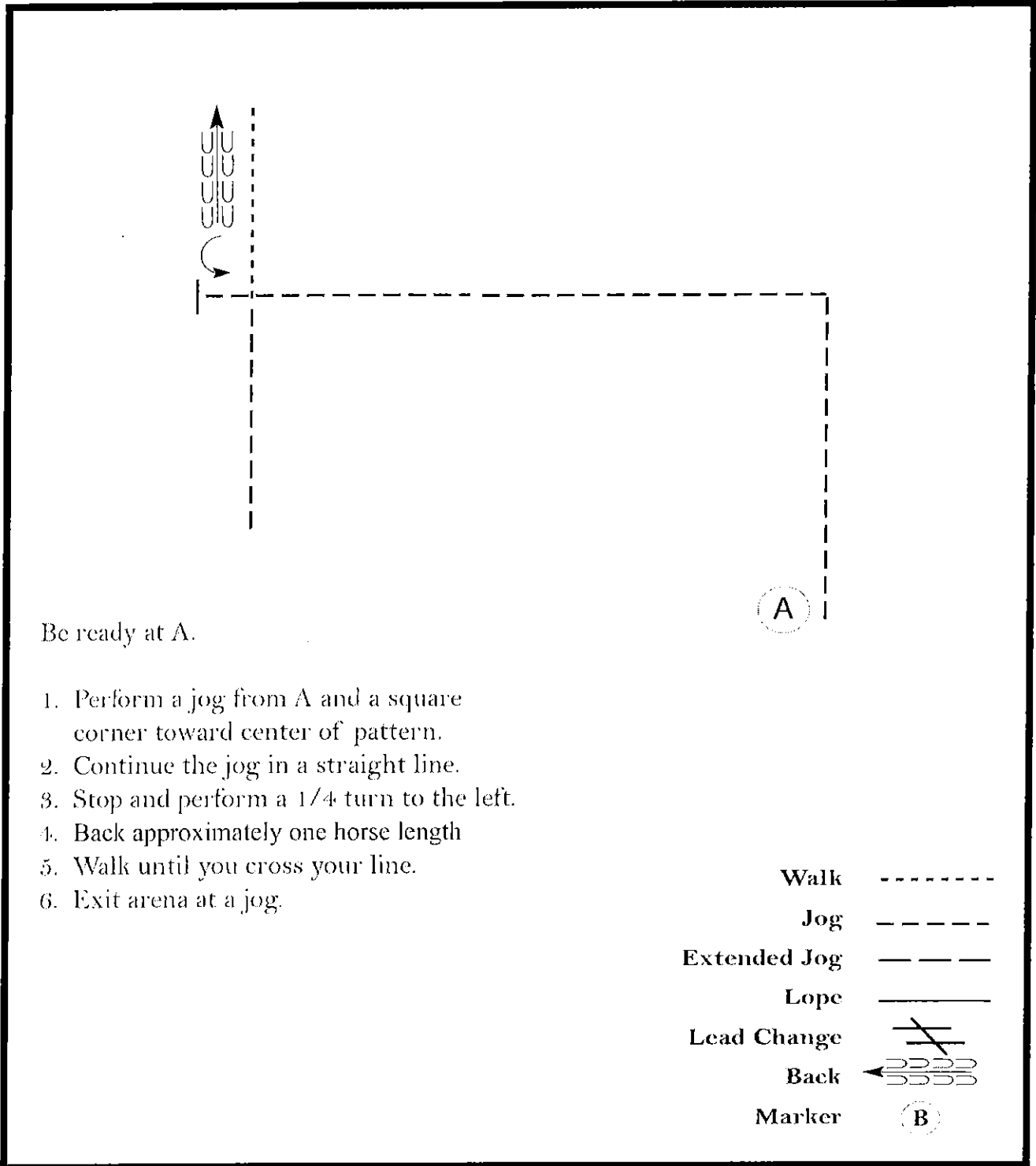
[WH/2-112]

Pattern Provided by:
Tammy Braham

WPQHA Open Series

Western Horsemanship (Walk Trot)

Show Date: 09-01-2019

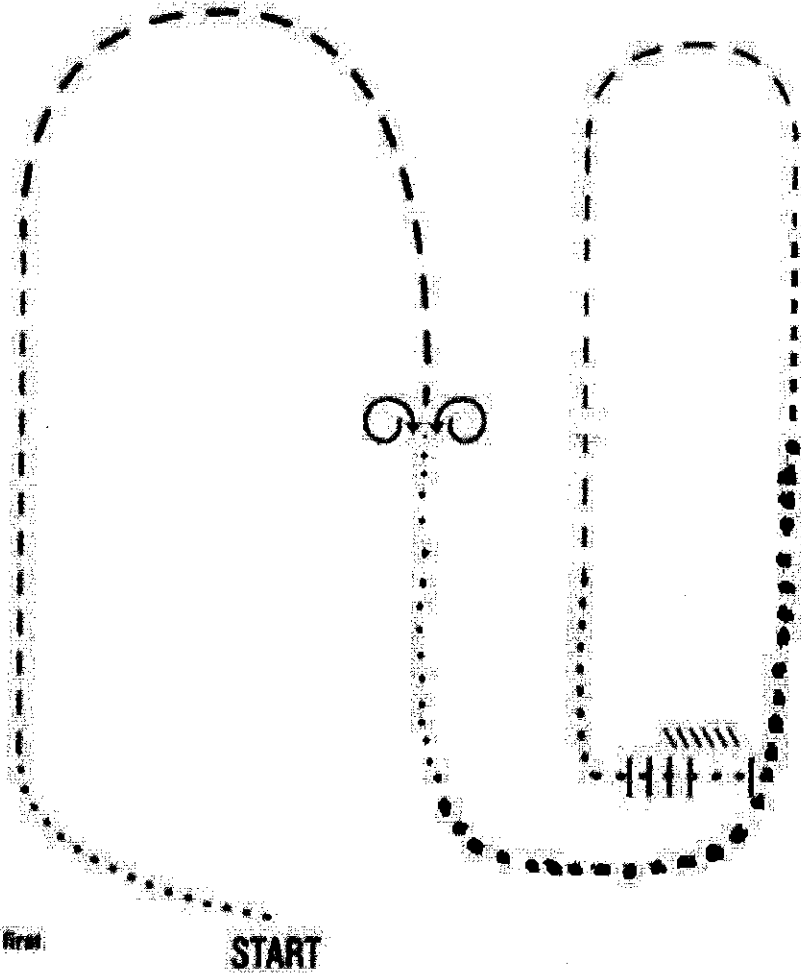


[WH/WT-104]

Pattern Provided by:
Tammy Braham

Ranch Riding

Walk/Trot



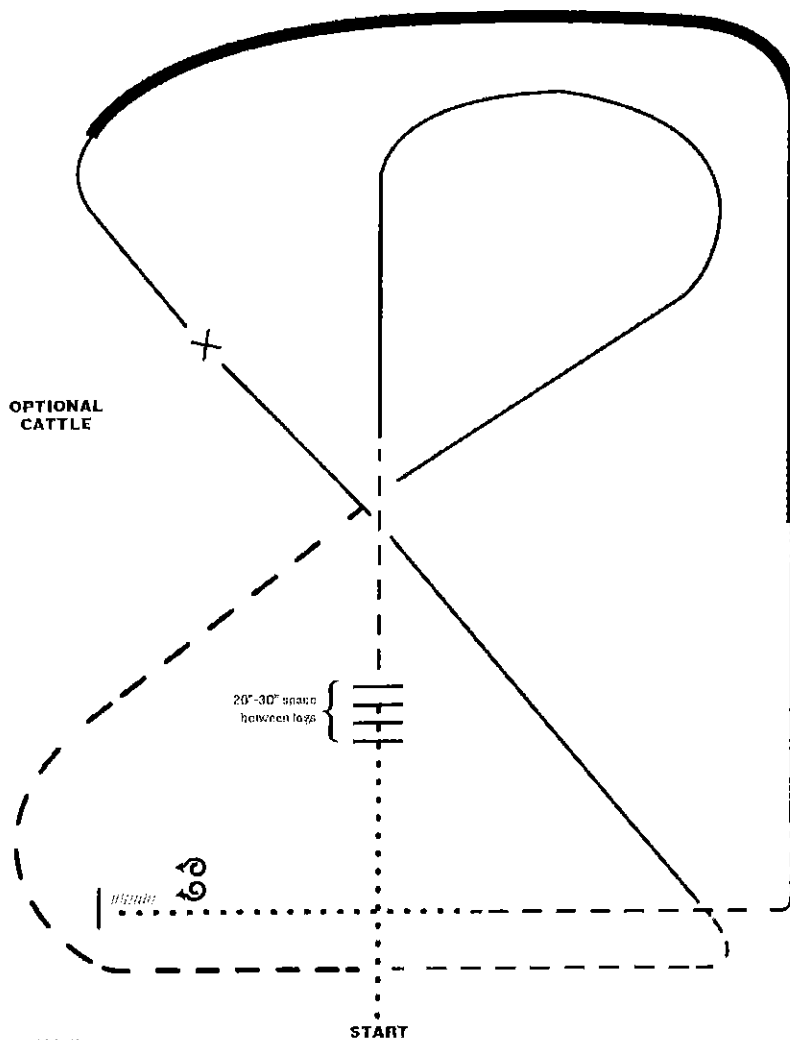
1. Walk
2. Trot
3. Extended trot
4. 360 both ways, either way first
5. Walk
6. Extended walk
7. Trot
8. Walk
9. Walk over logs
10. Stop and back
11. Exit at walk or trot

NOTE: The drawn description of this pattern is only intended for the general depiction of the pattern. Contestants should utilize the arena space to best exhibit their horses.

WPQHA Open Series

Ranch Riding

Show Date: 09-01-2019



1. Walk
2. Walk over logs
3. Trot
4. Lope right lead
5. Extended trot
6. Trot
7. Lope left lead
8. Change leads (simple or flying)
9. Right lead, extended lope
10. Collect Lope
11. Trot
12. Walk
13. Stop and back
14. 360 degree turn each direction (either direction 1st) (L-R or R-L)

Note: The drawn description of this pattern is only intended for the general depiction of the pattern. Judges should refer the actual pattern to be performed.

[RR/AQHA-5]

Pattern Provided by:
Tammy Braham