

**WPQHA Pat Fuchs Memorial Show**

*Oct 3 & 4 (4 shows in 2 days)*

*Judges: Dawn Kreakie, Sally Puzacke, Rodger Landis, Randy  
Wilson*

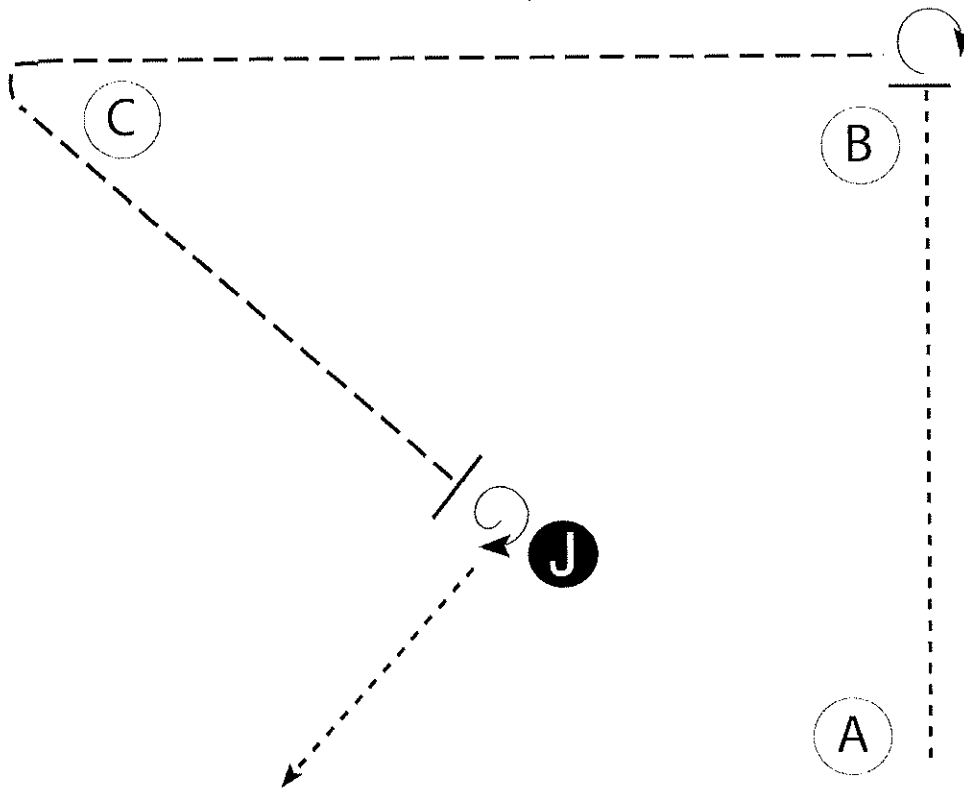
# PATTERN BOOK

**OCTOBER 3-4, 2020**

# WPQHA Pat Fuchs Memorial Show

## Novice Youth and Novice Amateur Showmanship

Show Date:



Be ready at A.

1. Walk to and past B.
2. Turn 270 degrees.
3. Trot to and around C to judge.
4. Stop at judge and set up for inspection.
5. Turn approximately 450 degrees as shown.
6. Exit at a walk.

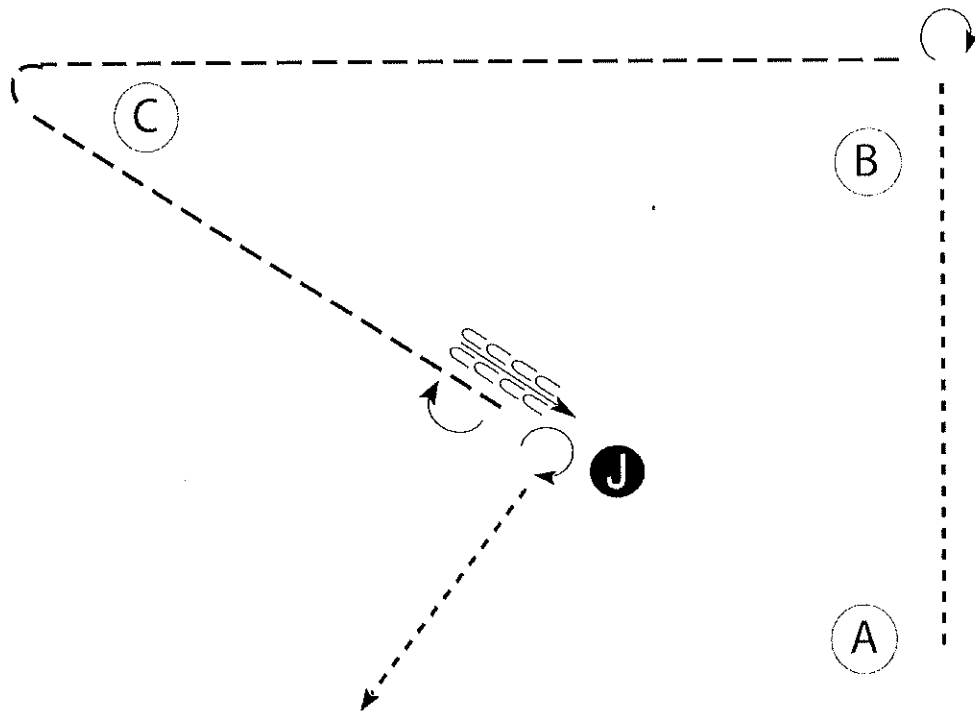
Follow the instructions of your ring steward.

Walk	-----
Trot	- . - . - . - . - . - . - . - . - .
Back	←=====
Marker	⊙ B
Judge	● J

# WPQHA Pat Fuchs Memorial Show

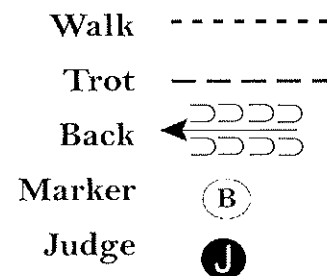
Amateur, amateur select, 13&under, 14-18 Showmanship

Show Date:



Be ready at A.

1. Walk to and past B.
2. Turn 270 degrees.
3. Trot to and around C.
4. When 2 horse lengths from the judge, stop.
5. Turn 180 degrees.
6. Back to judge and set up for inspection.
7. When dismissed, turn 270 degrees and exit at a walk.



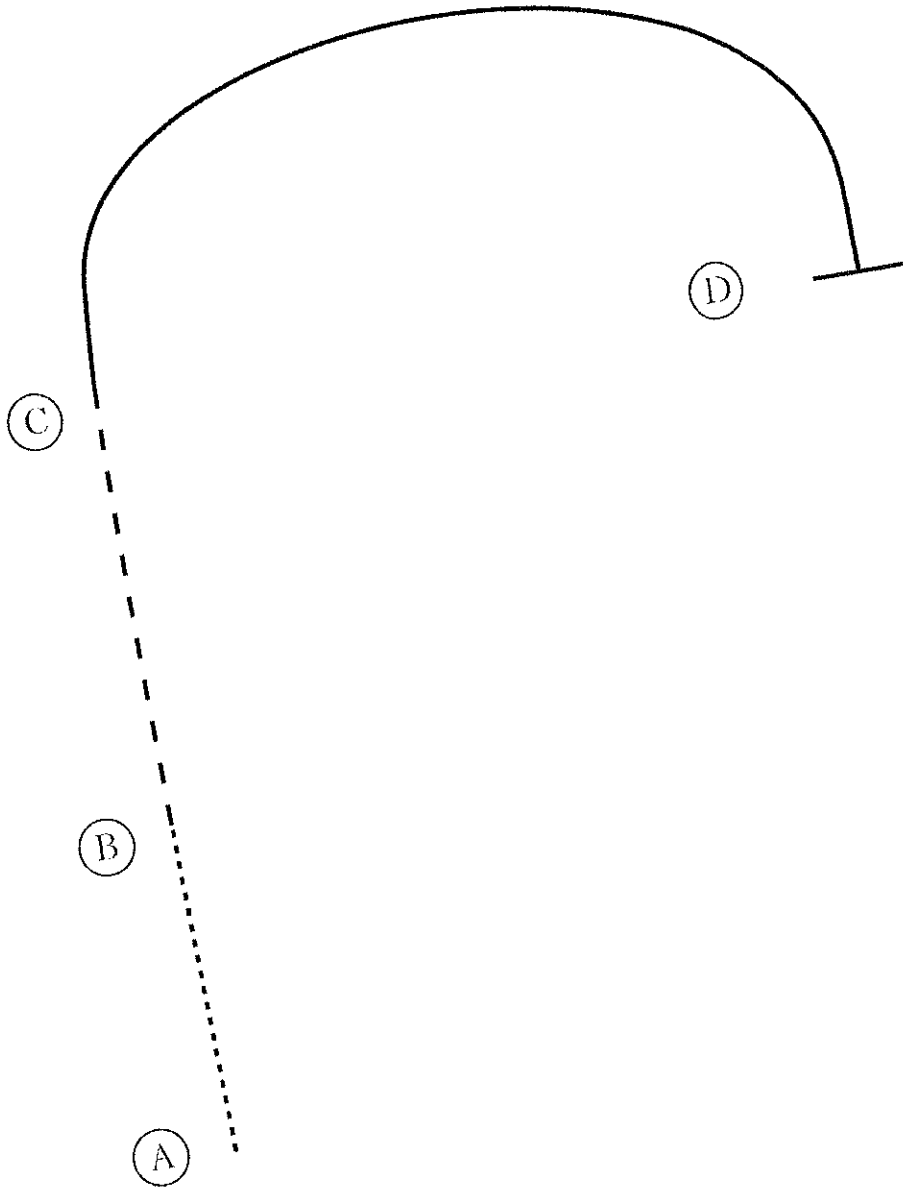
[S/2-25]

Pattern Provided by:

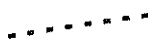

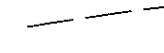






# WPQHA Pat Fuchs Memorial Show

## Novice Youth and Novice Amateur Equitation

Show Date:



1. Walk A to B
2. Posting trot B to C on the left diagonal
3. At C canter on the right lead around to D
4. Stop at D

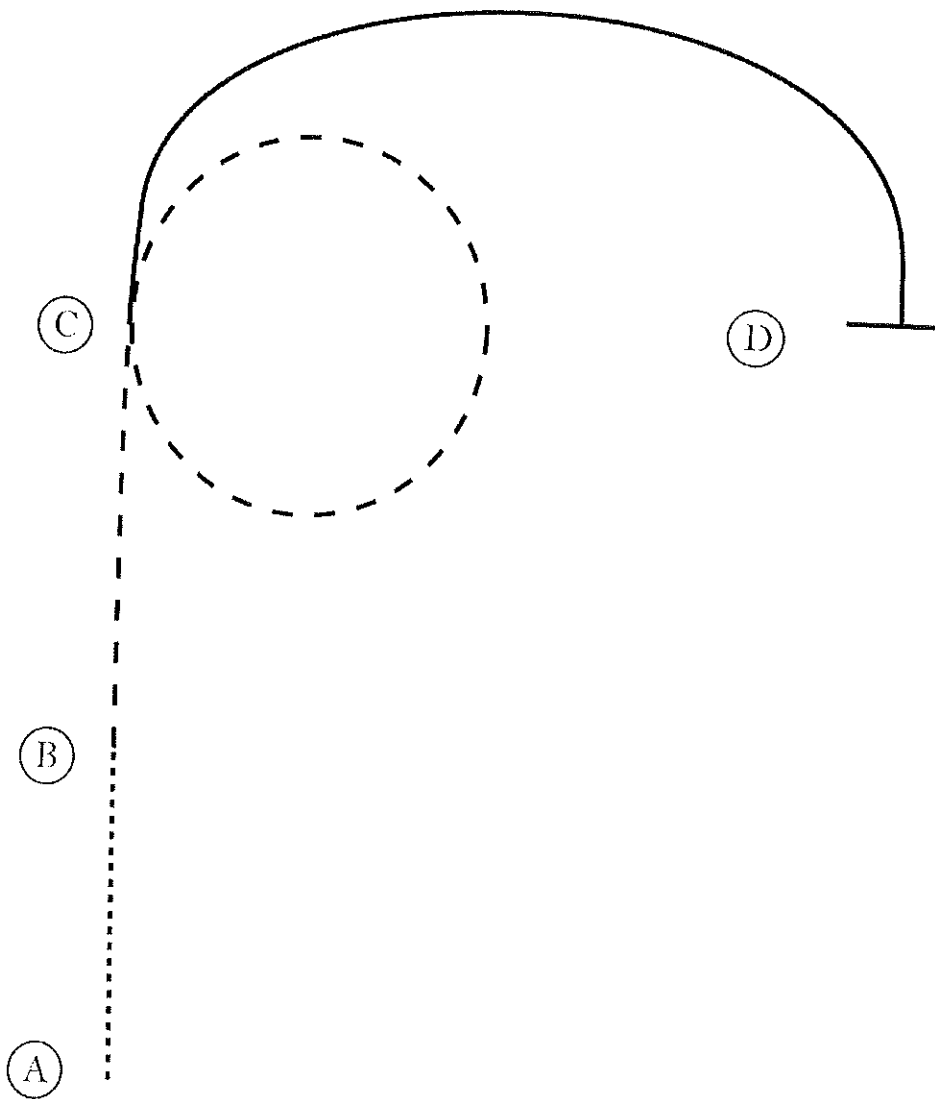
- Walk 
- Trot 
- Extended Trot 
- Canter 
- Leg Yield 
- Lead Change 
- Back 
- Marker 
- Sidepass 

Pattern Provided by:

# WPQHA Pat Fuchs Memorial Show

Amateur, amateur select, 13&under, 14-18 Equitation

Show Date:



1. Walk A to B
2. At B posting trot to C on the right diagonal
3. At C posting trot a circle to the right on the left diagonal
4. At C canter on the right lead to D
5. Stop at D

Walk	.....
Trot	-----
Extended Trot	-----
Canter	—————
Leg Yield	
Lead Change	↙↘
Back	←←←←
Marker	⊙ (B)
Sidepass	←←←←

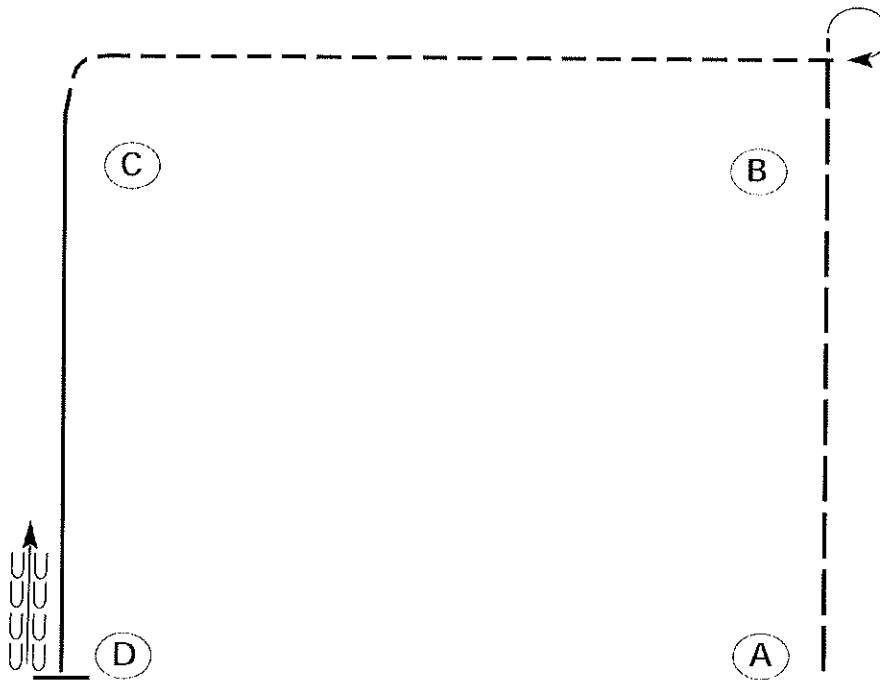
Pattern Provided by:

[HSE/2-16]

# WPQHA Pat Fuchs Memorial Show

## Novice Youth and Novice Amateur Horsemanship

Show Date:



Be ready at A.

1. Extended jog from A to B.
2. Stop past B and execute a 270 degree turn to the right.
3. Jog from B around C.
4. Lope on the left lead from C to D.
5. Stop at D and back one horse length.

Please exit at a jog.

Walk	-----
Jog	- - - - -
Extended Jog	— — — — —
Lope	—————
Leg Yield	
Lead Change	— / —
Back	← — — — —
Marker	(B)
Sidepass	← — — — — ←

[WH/1-23]

Pattern Provided by:

# WPQHA Pat Fuchs Memorial Show

Amateur, amateur select, 13&under, 14-18 Horsemanship

Show Date:



Be ready at A.

1. Lope on the right lead from A to B.
2. Stop past B and execute a 270 degree turn to the right.
3. Jog from B around C.
4. Lope on the left lead from C to D.
5. Stop at D and back one horse length.

Please exit at a jog.

Walk	-----
Jog	-----
Extended Jog	-----
Lope	-----
Leg Yield	
Lead Change	—/—
Back	← — ← — ←
Marker	(B)
Sidepass	←-----←

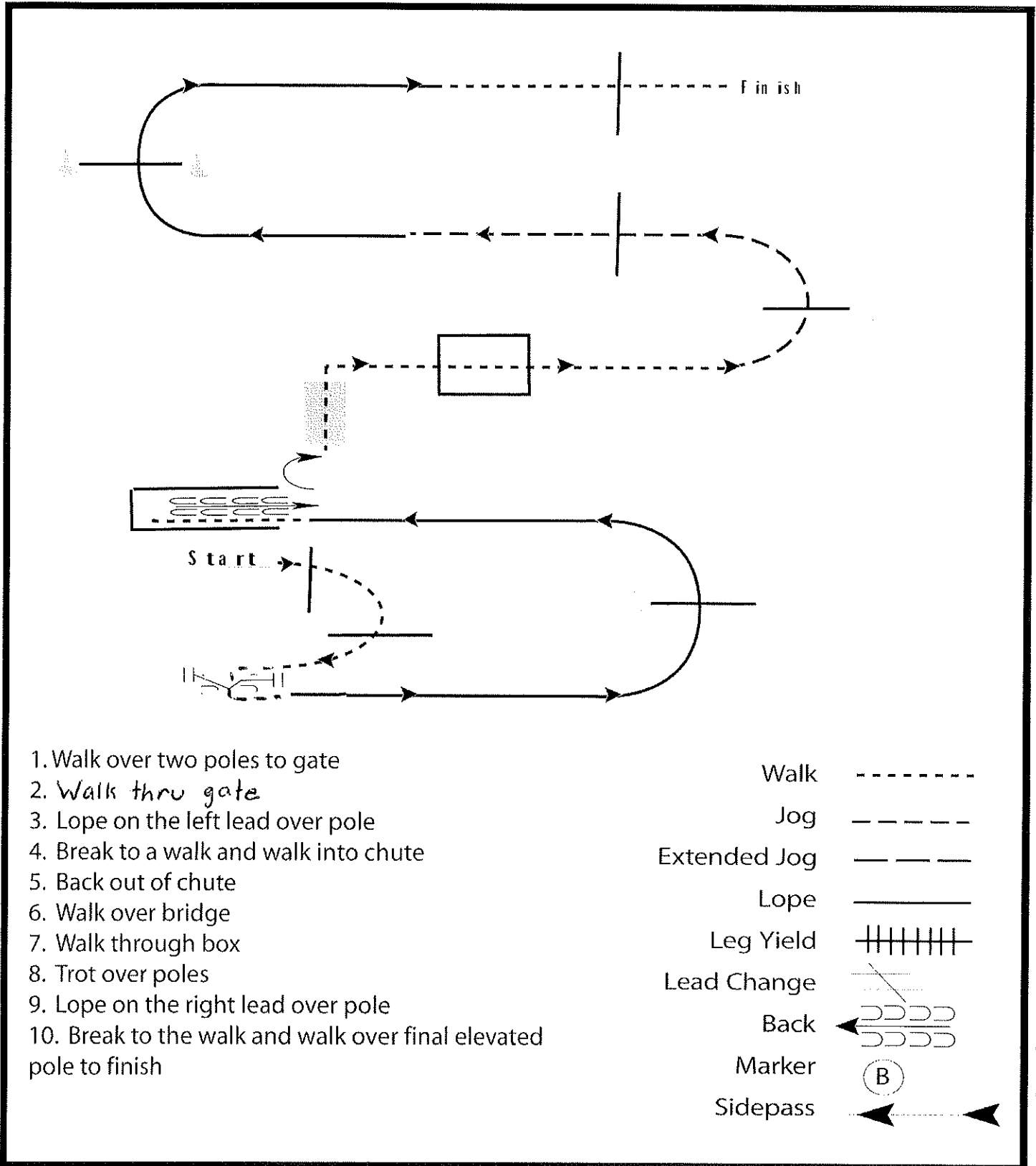
[WH/2-23]

Pattern Provided by:

# WPQHA Pat Fuchs Memorial Show

## ALL TRAIL

Show Date:



1. Walk over two poles to gate
2. *Walk thru gate*
3. Lope on the left lead over pole
4. Break to a walk and walk into chute
5. Back out of chute
6. Walk over bridge
7. Walk through box
8. Trot over poles
9. Lope on the right lead over pole
10. Break to the walk and walk over final elevated pole to finish

Walk	-----
Jog	-----
Extended Jog	-----
Lope	—————
Leg Yield	
Lead Change	↙
Back	←←←←
Marker	(B)
Sidepass	←←←←

[T/1-9]

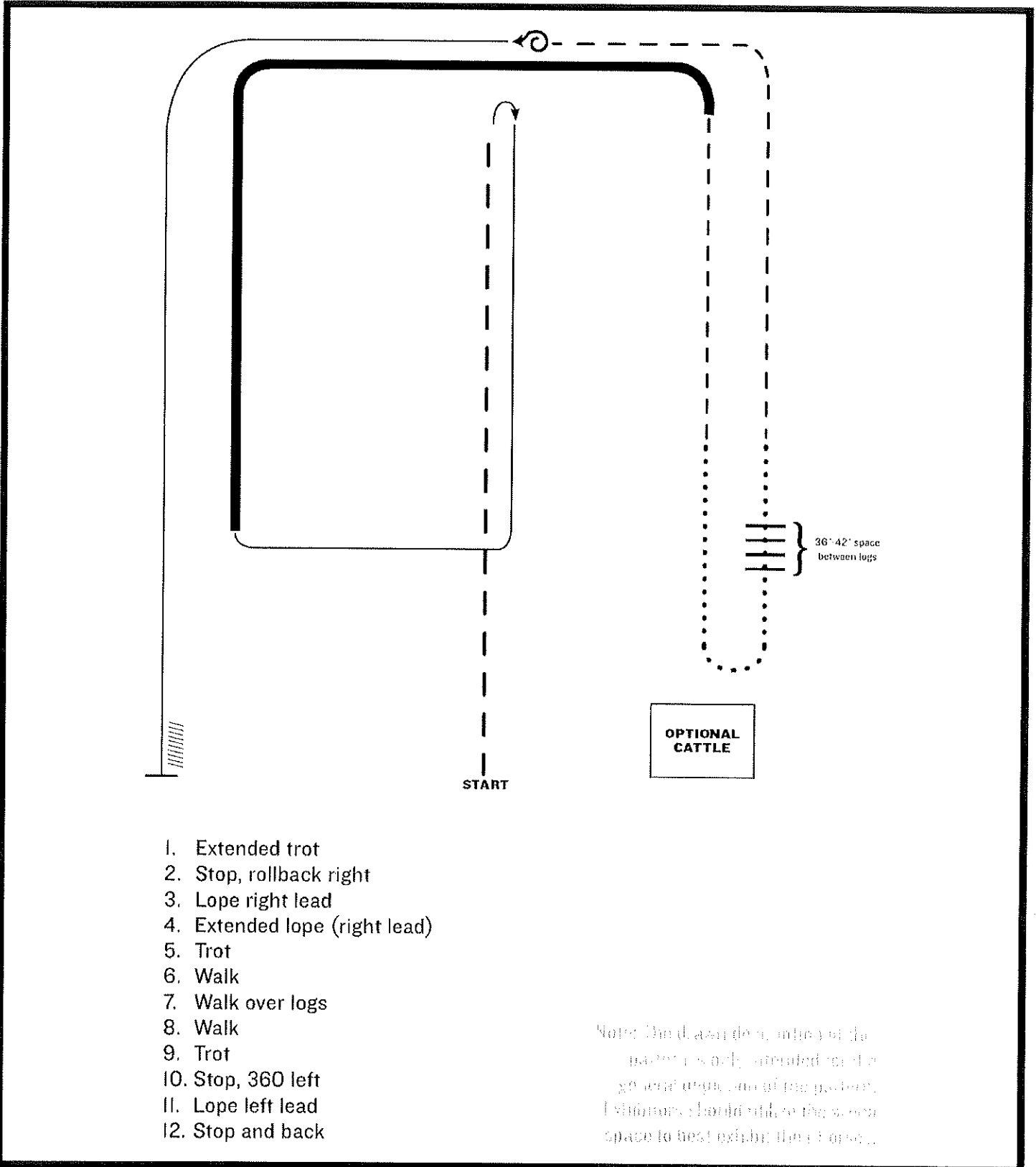
Pattern Provided by:



# WPQHA Pat Fuchs Memorial Show

## RANCH RIDING

Show Date:



[RR/AQHA-15]

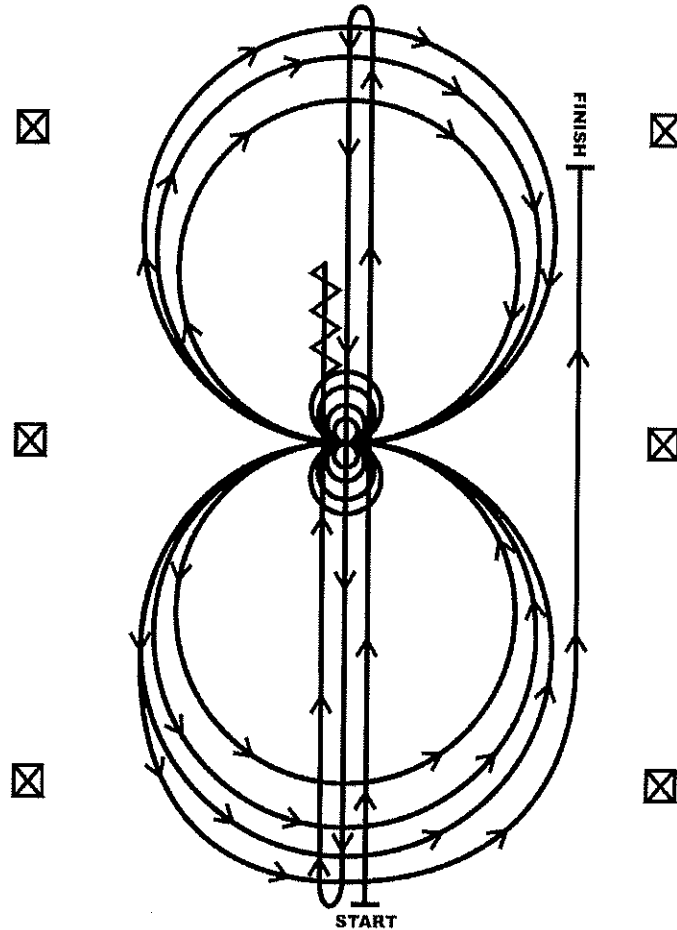
Pattern Provided by:

# WPQHA Pat Fuchs Memorial Show

## REINING

Show Date:

### REINING PATTERN I



1. Run at speed to the far end of the arena past the endmarker and do a left rollback—no hesitation.
2. Run to the opposite end of the arena past the end marker and do a right rollback—no hesitation.
3. Run past the center marker and do a sliding stop. Back up to center of the arena or at least ten feet (three meters). Hesitate.
4. Complete four spins to the right. Hesitate.
5. Complete four and one-quarter spins to the left so that horse is facing left wall or fence. Hesitate.
6. Beginning on the left lead, complete three circles to the left: the first circle large and fast; the second circle small and slow; the third circle large and fast. Change leads at the center of the arena.
7. Complete three circles to the right: the first circle large and fast; the second circle small and slow; the third circle large and fast. Change leads at the center of the arena.
8. Begin a large circle to the left but do not close this circle. Run straight up the right side of the arena past the center marker and do a sliding stop at least twenty feet (six meters) from wall or fence. Hesitate to demonstrate the completion of the pattern.

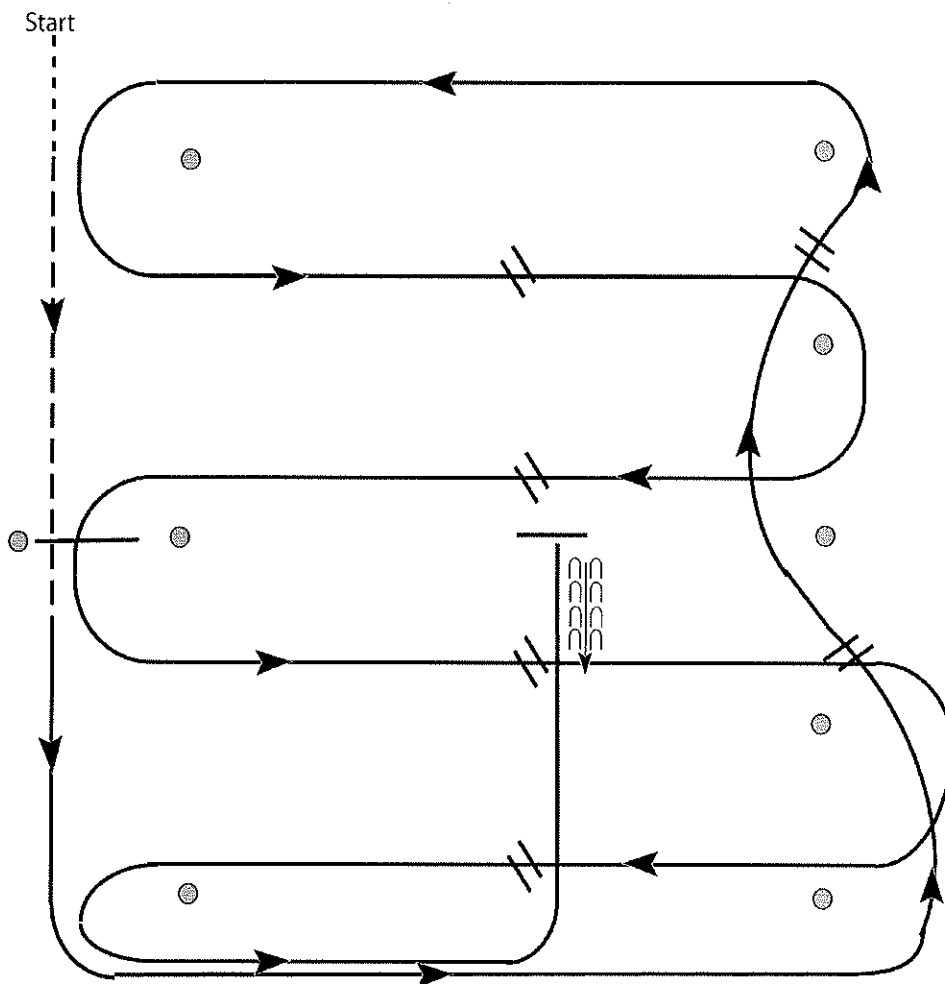
Pattern Provided by:

[R/AQHAP-1]

# WPQHA Pat Fuchs Memorial Show

## WESTERN RIDING

Show Date:



1. Walk at least 15' & jog over log.
2. Transition to left lead and lope around end.
3. First line change.
4. Second line change. Lope around end of arena
5. First crossing change.
6. Second crossing change.
7. Lope over log.
8. Third crossing change.
9. Fourth crossing change.
10. Lope up the center, stop and back.

[WR/GP-1]

Pattern Provided by: