

WPQHA Memorial Day

May 30 - 31 Patterns

Youth

Ama

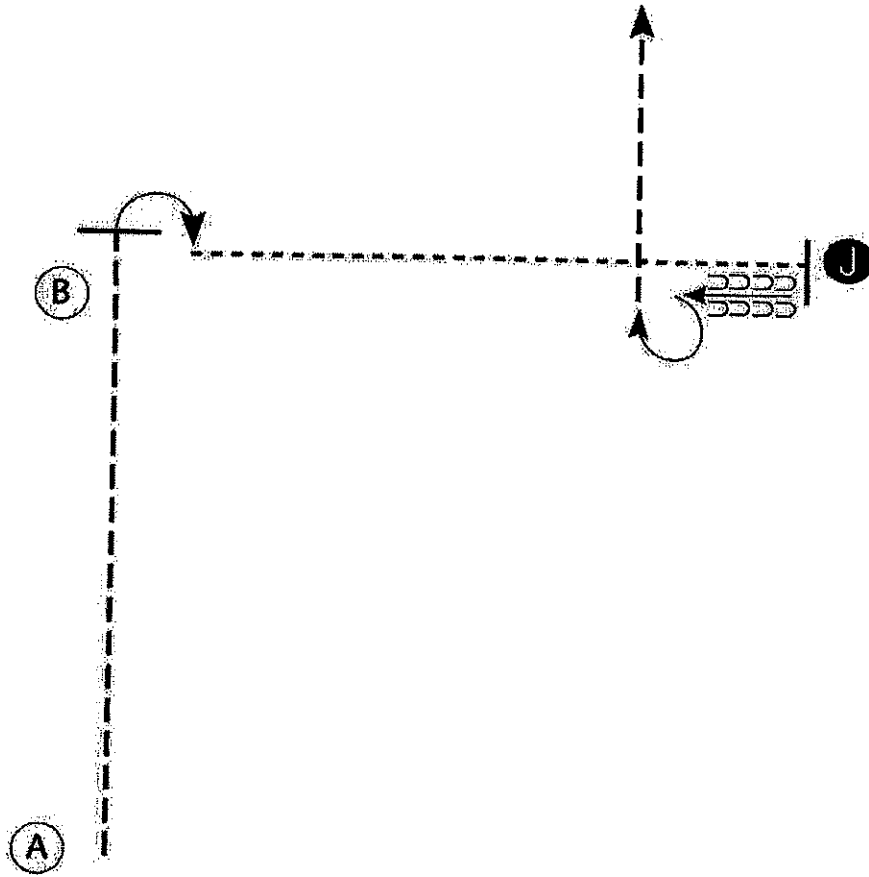
Select Ama

SHOWMANSHIP AT HALTER (

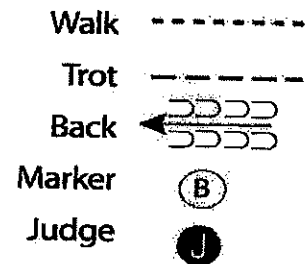
13 & UNDER)

W W W . H O R S E S H O W P A T T E R N S . C O M

W W W . H O R S E S H O W P A T T E R N S . C O M



1. Begin at A. Trot from A past B
2. Stop and perform a 90 degree turn
3. Walk to the Judge, stop and set up for inspection
4. When dismissed back one horse length and perform a 270 degree turn
5. Trot to the line-up



[S/1-14]

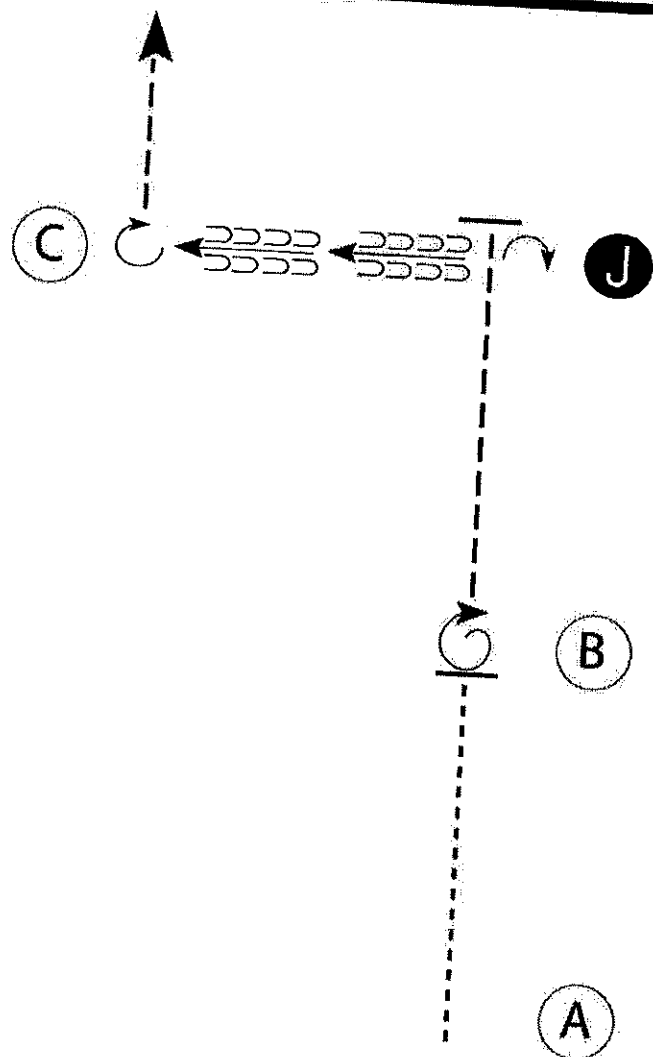
Pattern Provided by:

THE JUDGES

SHOWMANSHIP AT HALTER (AMATEUR 14-18 SELECT)

www.HorseShowPatterns.com

www.HorseShowPatterns.com



Be ready at A.

1. Walk A to B.
 2. Stop at B and perform a 360 degree turn.
 3. Trot until even with Judge.
 4. Stop and perform a 90 degree turn; set up for inspection.
 5. When dismissed, back to C.
 6. Perform a 270 degree turn and trot straight away.
- Follow the instructions of your ring steward.

Walk	-----
Trot	- - - - -
Back	← ← ← ← ←
Marker	⊙ B
Judge	● J

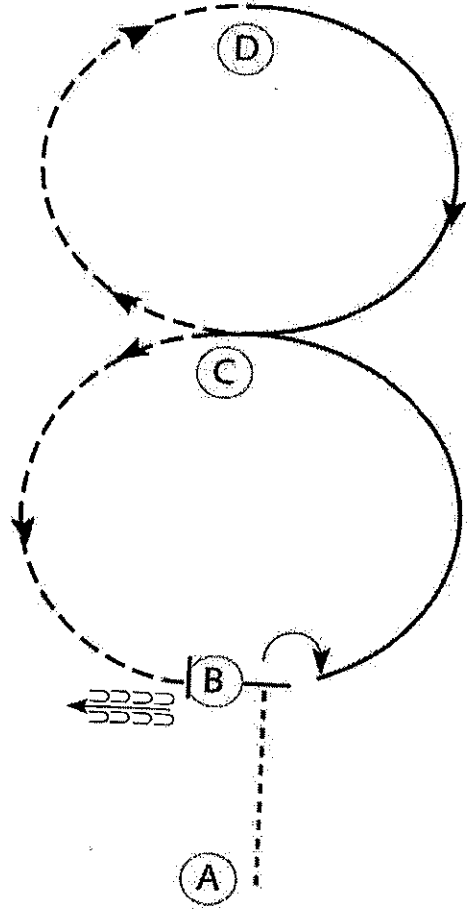
Pattern Provided by:
THE JUDGES

[S/2-4]

HUNT SEAT EQUITATION (13 & U 14-18 AMATEUR SELECT)

www.HorseShowPatterns.com

www.HorseShowPatterns.com



Be ready at A.

1. Walk to B.
2. Stop at B and perform a 90 degree turn to the right on the forehand.
3. Canter on the left lead to C.
4. Posting trot from C to D.
5. Canter on the right lead from D to C.
6. Posting trot from C to B.
7. Stop at B and back one horse length.

Follow the instructions of your ring steward.

Walk	-----
Trot	- - - - -
Extended Trot	-----
Canter	-----
Leg Yield	
Lead Change	↙ ↘
Back	←←←←←
Marker	⊙
Sidepass	←→
Hand Gallop	-----

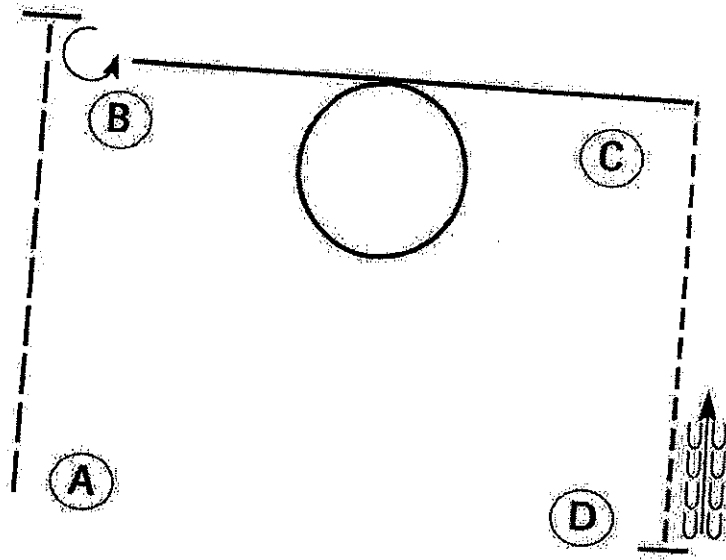
Pattern Provided by:
CAROLYN JOHNSON

[Hunt Seat Equitation/2]

WESTERN HORSEMANSHIP (13 & Under)

W W W . H o r s e S h o w P a t t e r n s . c o m

W W W . H o r s e S h o w P a t t e r n s . c o m



Be ready at A.

1. Extended trot from A past B.
2. Stop past B and perform a 270 degree turn to the left.
3. Lope on the right lead halfway to C.
4. Perform a small, slow circle to the right.
5. Continue to lope past C.
6. Jog to D.
7. Stop and back approximately one horse length.

Follow the instructions of your ring steward.

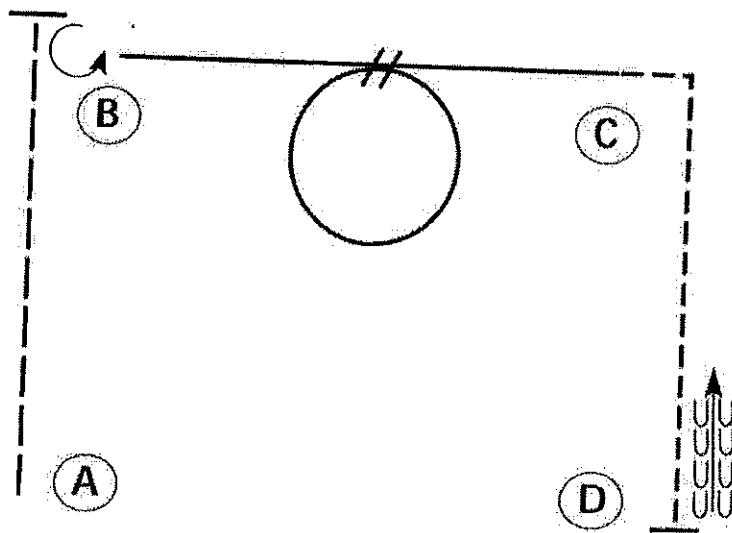
Walk	-----
Jog	- - - - -
Extended Jog	
Lope	
Lead Change	X
Back	←
Marker	⊙

Pattern Provided by:

CAROLYN JOHNSON

[WH/1-89]

WESTERN HORSEMANSHIP (14-18 AMATEUR SELECT)



Be ready at A.

1. Extended trot from A past B.
2. Stop past B and perform a 270 degree turn to the left.
3. Lope on the left lead halfway to C.
4. Perform a lead change and lope a circle to the right.
5. Continue to lope to C.
6. At C, break to a jog and jog to D.
7. Stop and back approximately one horse length.

Follow the instructions of your ring steward.

Walk
Jog	-----
Extended Jog	—————
Lope	—————
Lead Change	////
Back	⏏⏏⏏
Marker	(B)

Pattern Provided by:
THE JUDGES

[WH/1-88]

RANCH RIDING ALL PATTERN 4

WESTERN RIDING PATTERN 4

GREEN WESTERN RIDING PATTERN 4

REINING PATTERN 4