

WPQHA Memorial Day

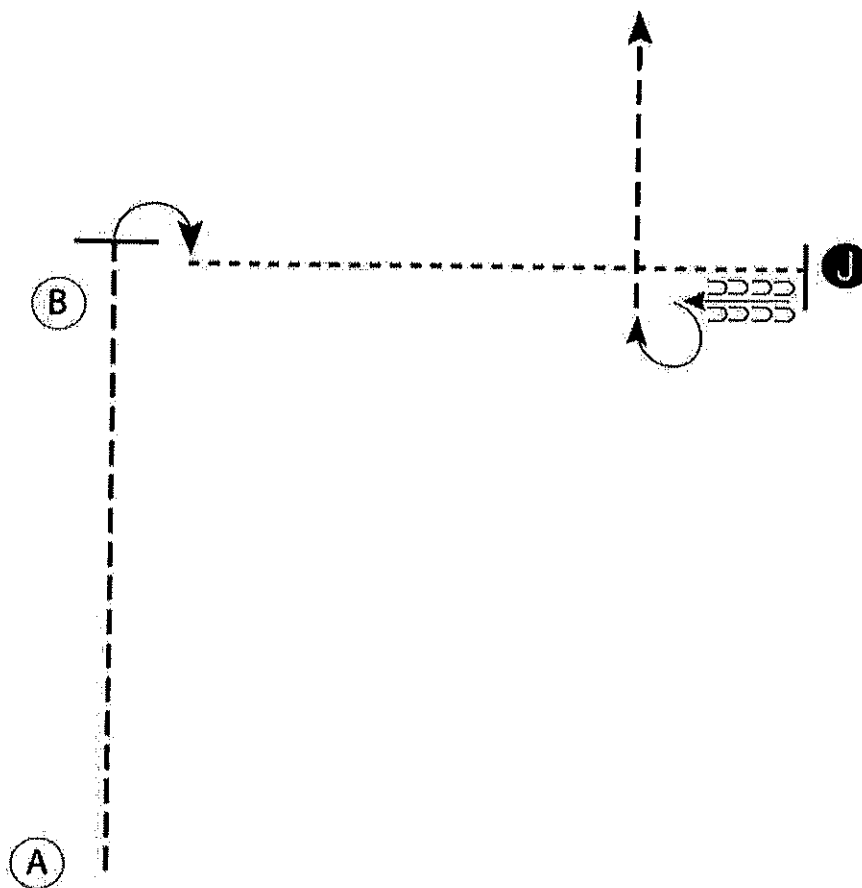
May 30 - 31 Patterns

Level 1

SHOWMANSHIP AT HALTER (ALL NOVICE)

www.HorseShowPatterns.com

www.HorseShowPatterns.com



1. Begin at A. Trot from A past B
2. Stop and perform a 90 degree turn
3. Walk to the Judge, stop and set up for inspection
4. When dismissed back one horse length and perform a 270 degree turn
5. Trot to the line-up

- Walk
- Trot
- Back
- Marker
- Judge

[S/1-14]

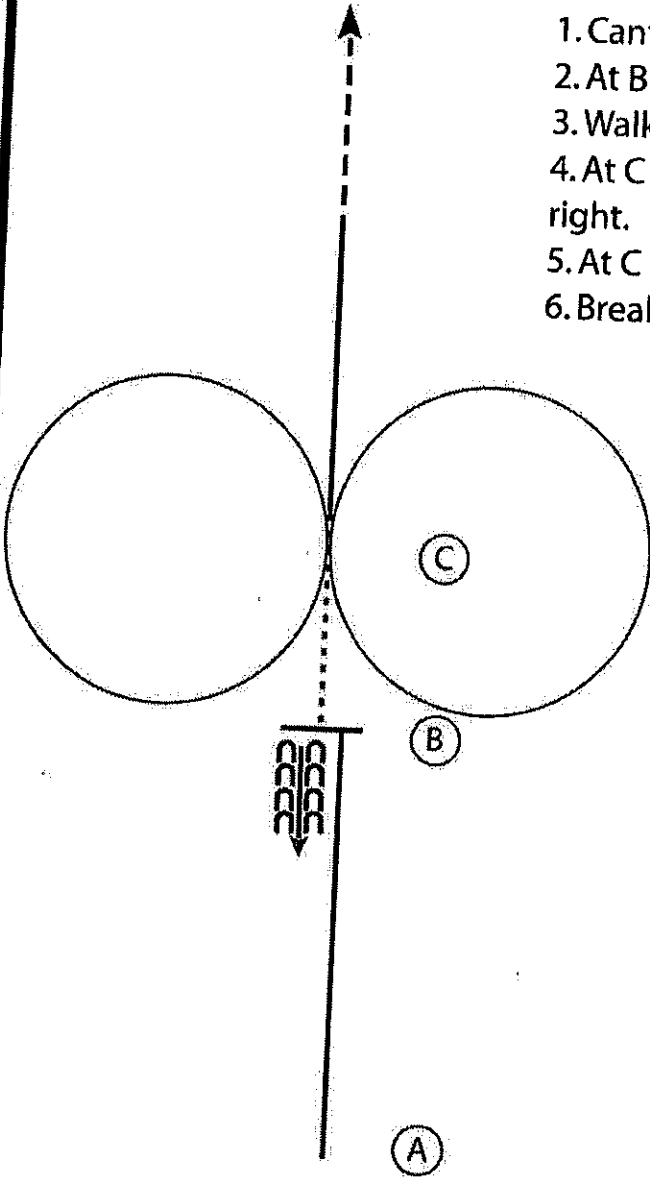
Pattern Provided by:
THE JUDGES

HUNT SEAT EQUITATION (NOVICE YA NOVICE AM)

W W W . H o r s e S h o w P a t t e r n s . c o m

W W W . H o r s e S h o w P a t t e r n s . c o m

1. Canter on the left lead from A to B.
2. At B stop and back.
3. Walk from B to C.
4. At C trot a figure eight, starting to the right.
5. At C canter on the right lead.
6. Break to the trot and trot to the lineup.



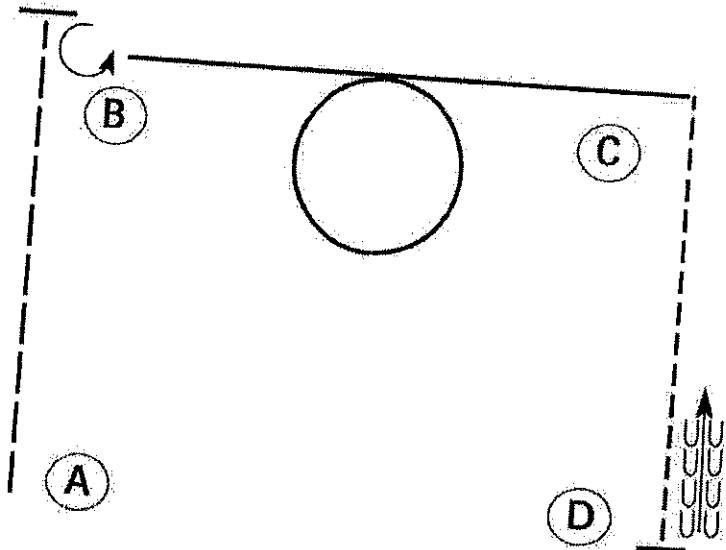
- Walk (dotted line)
- Trot - - - - - (dashed line)
- Extended Trot ——— (solid line)
- Canter ——— (solid line with a diagonal slash)
- Leg Yield ||||| (vertical bars)
- Lead Change / (diagonal slash)
- Back ← cccc (arrow pointing left with 'c' characters)
- Marker (B) (circle with 'B')
- Sidepass ← - - - - - (dashed line with arrow)

Pattern Provided by:

[Hunt Seat Equitation/1]

W W W . H o r s e S h o w P a t t e r n s . c o m

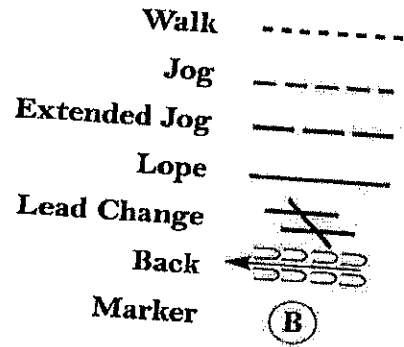
W W W . H o r s e S h o w P a t t e r n s . c o m



Be ready at A.

1. Extended trot from A past B.
2. Stop past B and perform a 270 degree turn to the left.
3. Lope on the right lead halfway to C.
4. Perform a small, slow circle to the right.
5. Continue to lope past C.
6. Jog to D.
7. Stop and back approximately one horse length.

Follow the instructions of your ring steward.



Pattern Provided by:

CAROLYN JOHNSON

[WH/1-89]

RANCH RIDING ALL PATTERN 4

WESTERN RIDING PATTERN 4

GREEN WESTERN RIDING PATTERN 4

REINING PATTERN 4