



Pattern Book

August 13

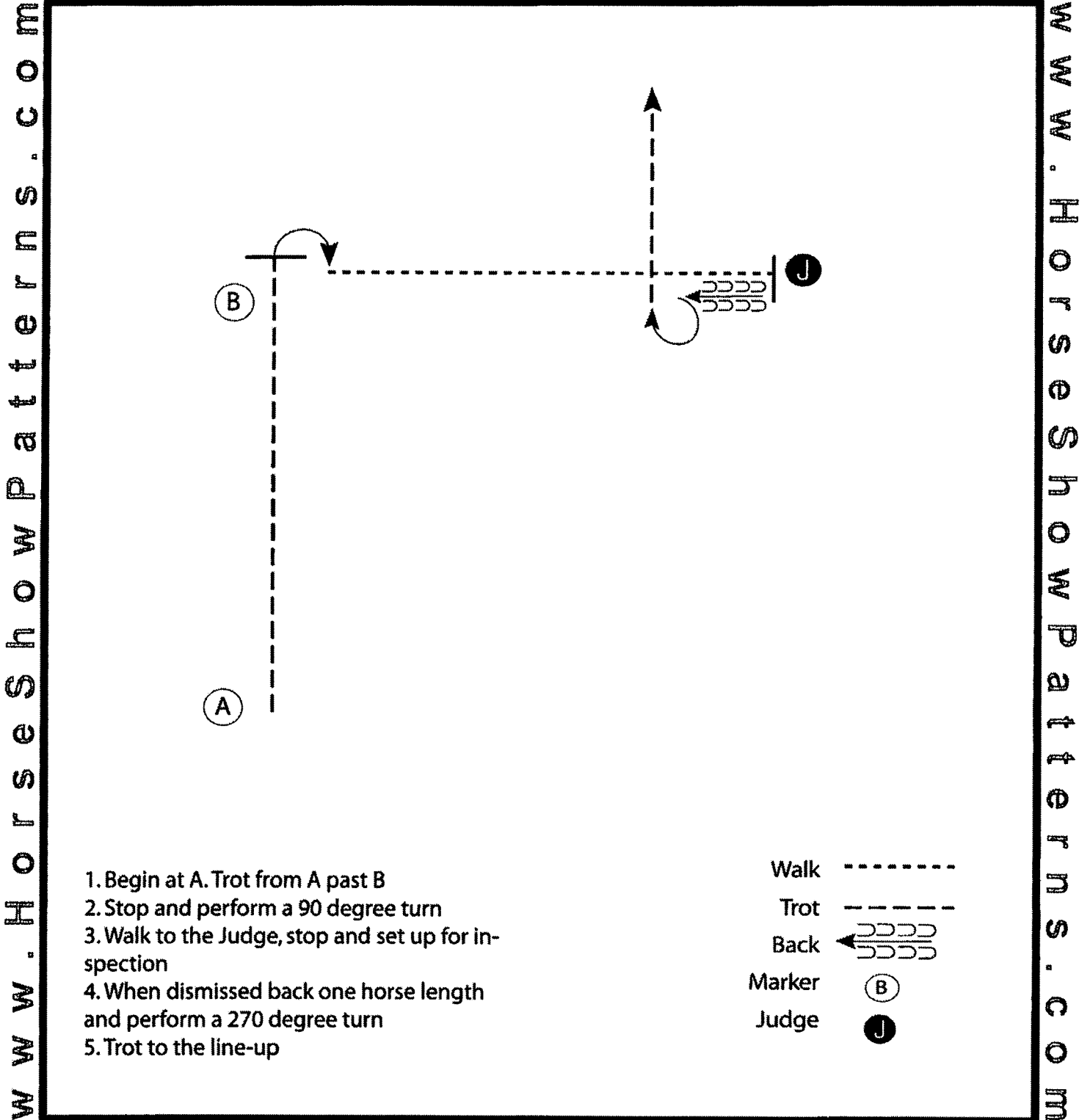
Lisa Mathews

All Patterns

WPQHA All Novice and Rookie Show

All Rookie and Level 1 Showmanship

Show Date: 08-13-2021



1. Begin at A. Trot from A past B
2. Stop and perform a 90 degree turn
3. Walk to the Judge, stop and set up for inspection
4. When dismissed back one horse length and perform a 270 degree turn
5. Trot to the line-up

Walk	-----
Trot	- - - - -
Back	← ㄩ ㄩ ㄩ
Marker	⊙ B
Judge	● J

[S/1-14]

Pattern Provided by:

Lisa Mathews

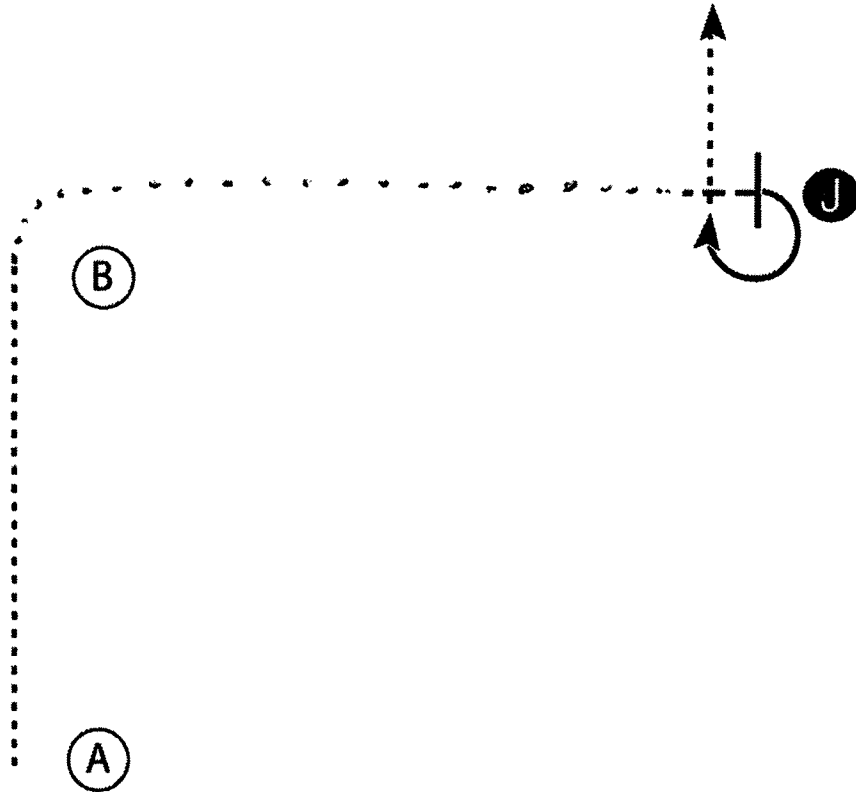
WPQHA All Novice and Rookie Show

EWD walk only showmanship

Show Date: 08-13-2021

www.HorseShowPatterns.com

www.HorseShowPatterns.com



1. Walk from A to Judge

2. Stop and set up for inspection.

3. When dismissed perform a 270 degree turn and walk straight away from the Judge.

Walk - - - - -

Trot - - - - -

Back ←

Marker (B)

Judge (J)

[S/WT-2]

Pattern Provided by:

Lisa Mathews

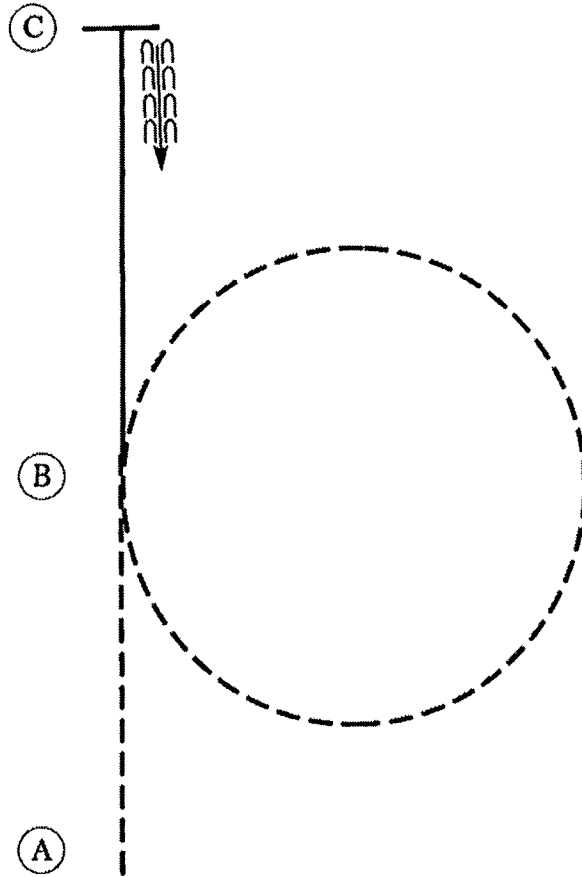
WPQHA All Novice and Rookie Show

All Equitation except walk trot

Show Date: 08-13-2021

W W W . H O R S E S H O W P A T T E R N S . C O M

W W W . H O R S E S H O W P A T T E R N S . C O M



Be ready before A.

1. Sitting trot A to B.
2. At B, posting trot circle to the right on proper diagonal.
3. At B, canter on the left lead to C.
4. Stop at C and back approximately one horse length.

Walk	-----
Trot	- - - - -
Extended Trot	-----
Canter	-----
Leg Yield	
Lead Change	—/—
Back	←←←←←
Marker	⊙ B
Sidepass	←-----→
Hand Gallop	-----

[HSE/1-2]

Pattern Provided by:

Lisa Mathews

WPQHA All Novice and Rookie Show

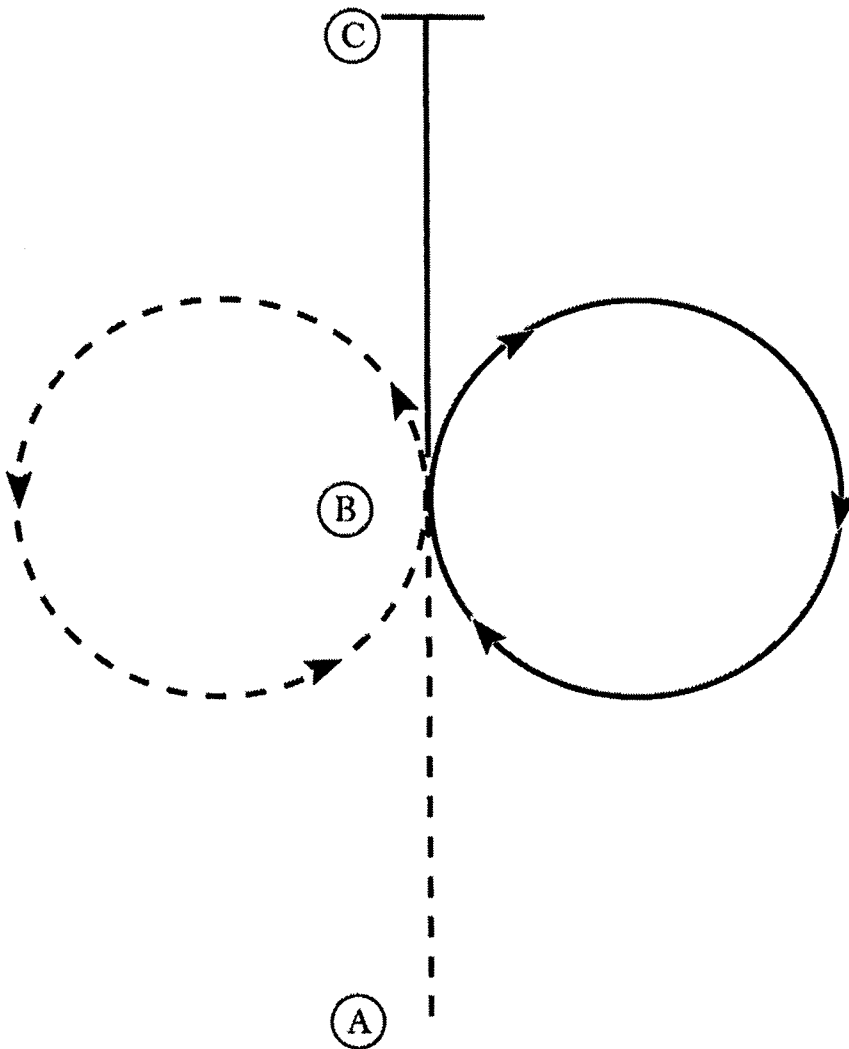
All Horsemanship except walk trot

Show Date: 08-13-2021

W W W . H O R S E S H O W P A T T E R N S . C O M

W W W . H O R S E S H O W P A T T E R N S . C O M

1. Jog A to B
2. At B jog a circle to the left
3. At B lope a circle to the right on the right lead
4. Continue the lope to C
5. At C stop



Walk
Jog	-----
Extended Jog	-----
Lope	—————
Leg Yield	
Lead Change	↘
Back	←←←←←
Marker	⊙
Sidepass	←-----→

[WH/1-9]

Pattern Provided by:

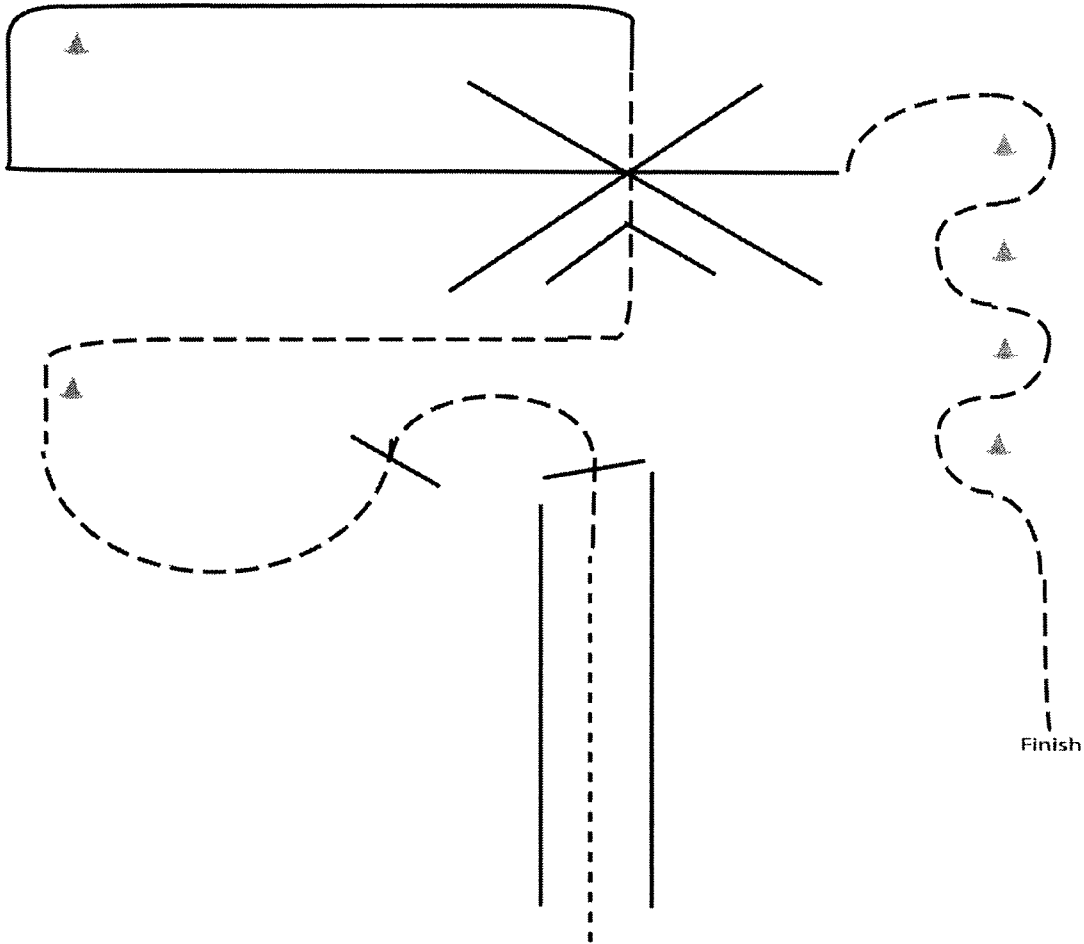
Lisa Mathews

WPQHA

Rookie and Novice (All Rookie and Novice Trail)

www.HorseShowPatterns.com

www.HorseShowPatterns.com




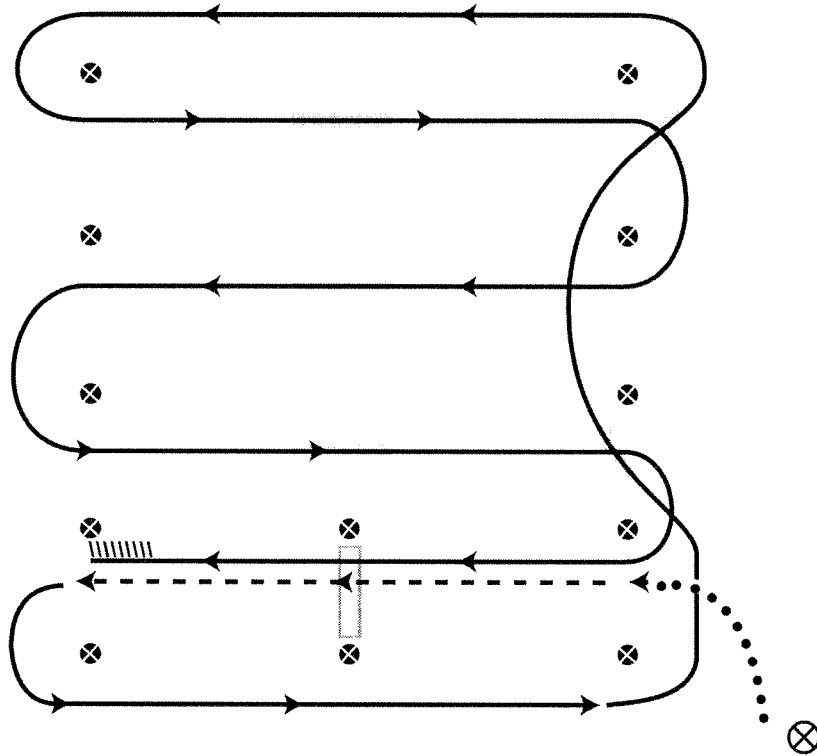
1. Walk through chute
2. Jog over four poles
3. Lope on the left lead over one pole and to serpentine
4. Jog through serpentine to finish

Walk	-----
Jog	- - - - -
Extended Jog	_____
Lope	=====
Leg Yield	
Lead Change	— / —
Back	← ○ ○ ○ ○
Marker	⊙ B
Sidepass	← - - - - - →

[T/1-8]

Pattern Provided by:

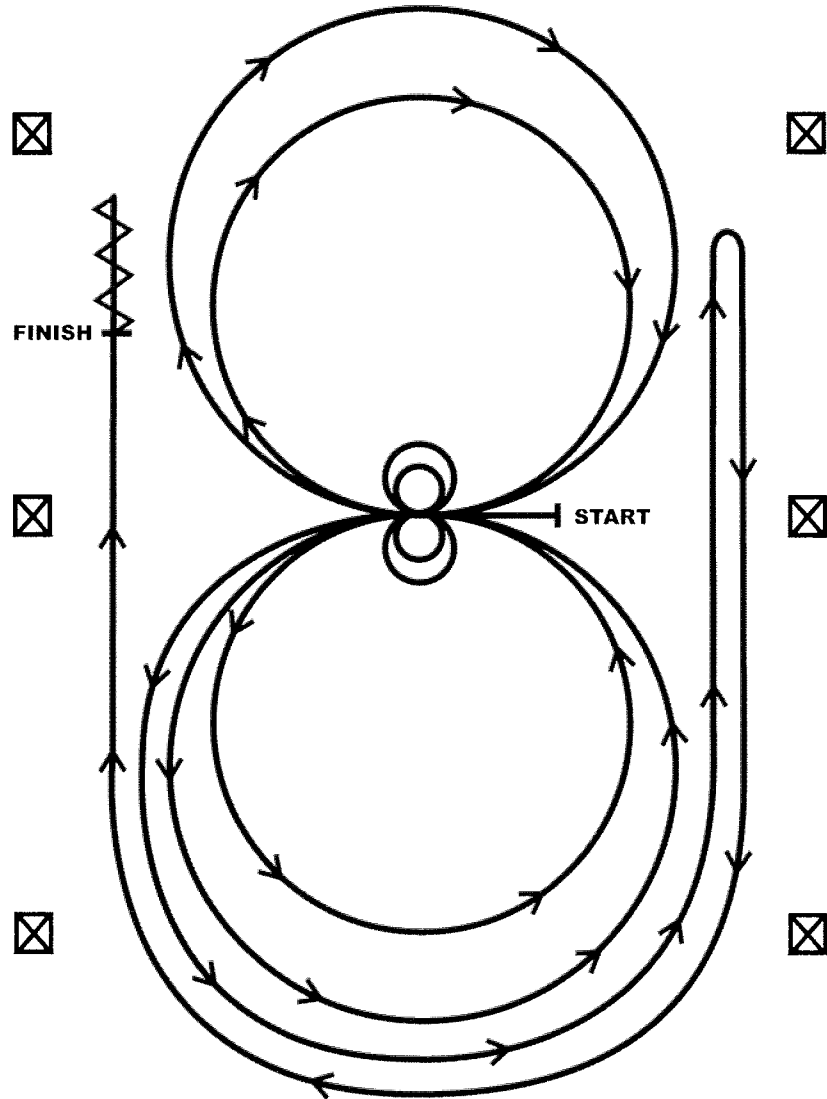
LEVEL I WESTERN RIDING PATTERN 9



1. Walk at least 15 feet from start cone to the first marker, as drawn, transition to jog, jog over log.
2. Transition to right lead & lope around end
3. First line change
4. Second line change, lope around end of arena
5. First crossing change
6. Second crossing change
7. Third crossing change
8. Lope over log
9. Lope, stop & back

REINING PATTERN A

Approved only for Level I Youth & Amateur, Youth 13 & Under



Horses may walk or jog to the center of the arena. Horses must walk or stop prior to starting the pattern. Beginning at the center of the arena facing the left wall or fence.

1. Beginning on the left lead, complete two circles to the left. Stop at the center of the arena. Hesitate.
2. Complete two spins to the left. Hesitate.
3. Beginning on the right lead complete two circles to the right. Stop at the center of the arena. Hesitate.
4. Complete two spins to the right. Hesitate.
5. Beginning on the left lead, go around the end of the arena, run down the right side of the arena past center marker, stop and roll back right.
6. Continue around the end of the arena to run down the left side of the arena past the center marker. Stop. Back up. Hesitate to demonstrate completion of the pattern.