



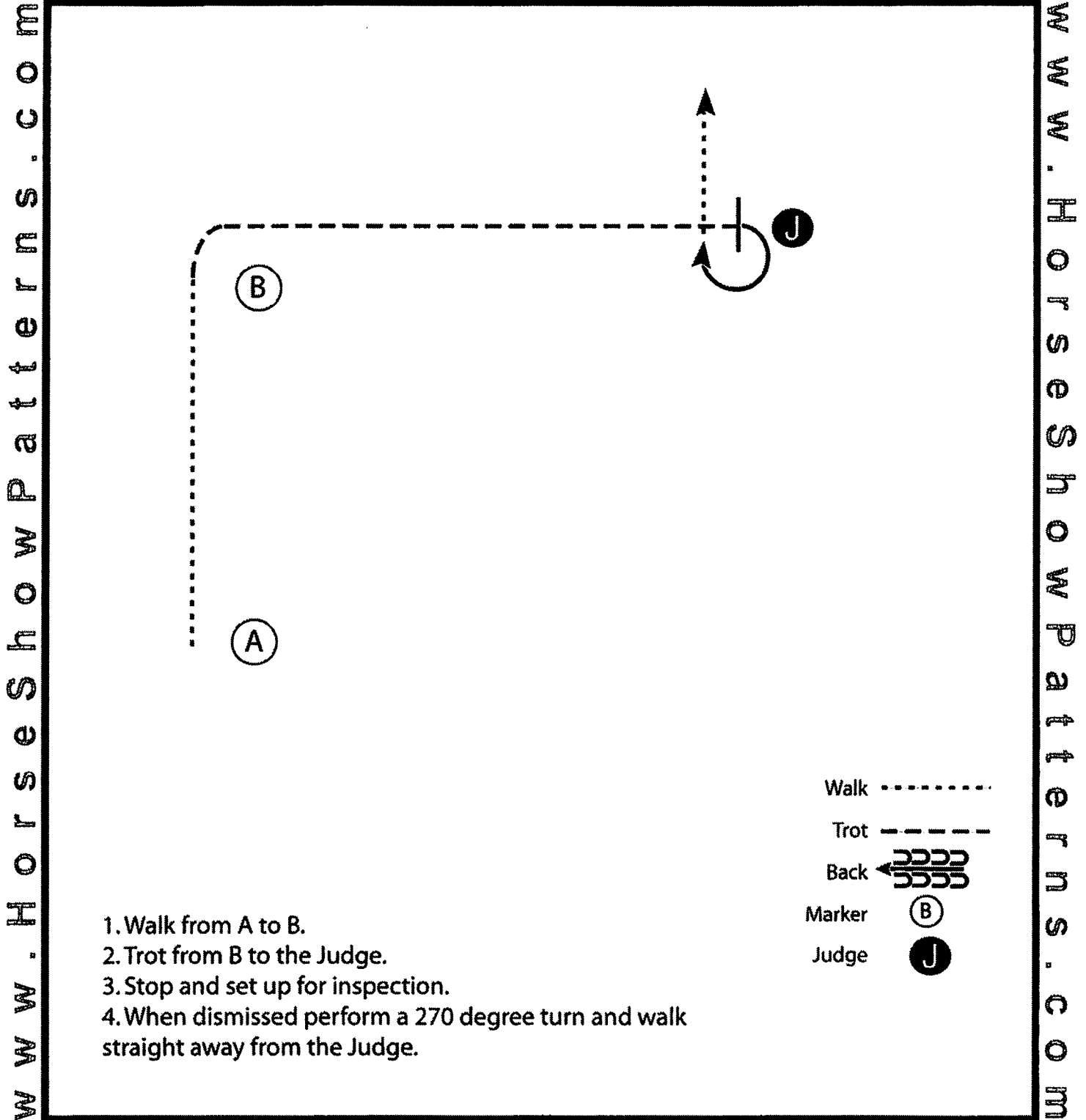
Pattern Book  
August 13, 2021  
Lisa Mathews

## Walk/Trot Patterns

# WPQHA All Novice and Rookie Show

## All walk trot showmanship

Show Date: 08-13-2021



[S/WT-2]

Pattern Provided by:

*Lisa Mathews*

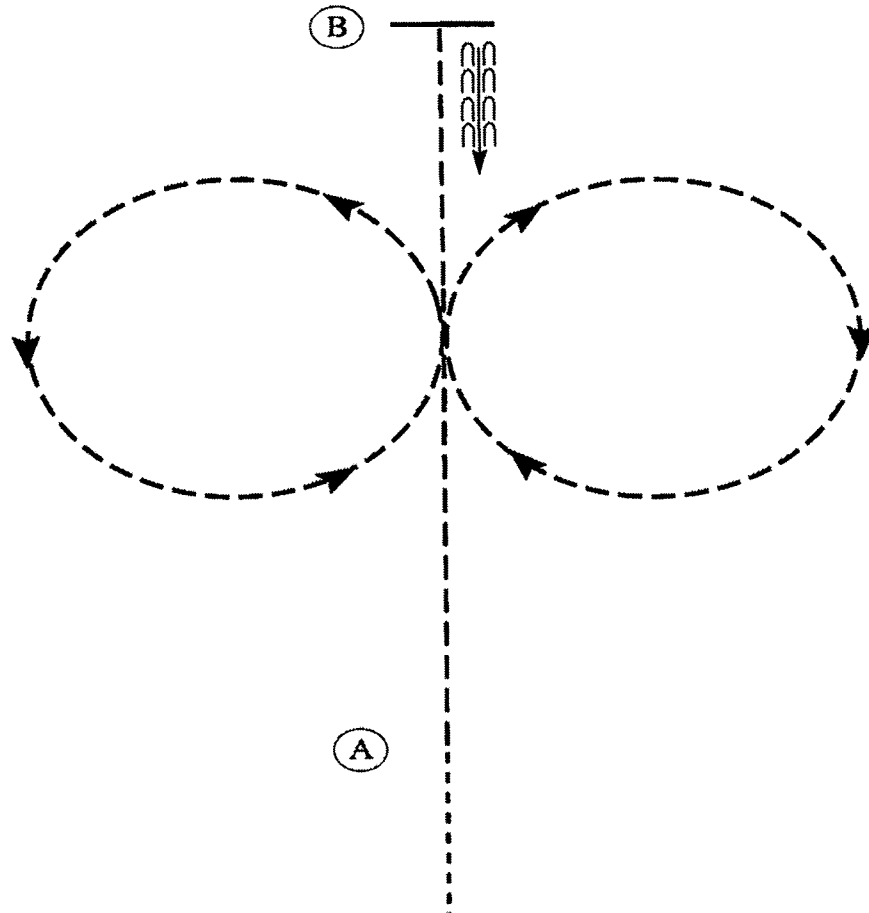
# WPQHA All Novice and Rookie Show

## walk trot equitation

Show Date: 08-13-2021

W W W . H O R S E S H O W P A T T E R N S . C O M

W W W . H O R S E S H O W P A T T E R N S . C O M



1. Walk to A.
2. At A sitting trot towards B.
3. When halfway to B posting trot circle to the right followed by a posting trot circle to the left.
4. Continue the posting trot to B.
5. At B stop and back approximately one horse length.

Walk	-----
Trot	- - - - -
Extended Trot	_____
Canter	—————
Leg Yield	
Lead Change	—/—
Back	←←←←←
Marker	⊙
Sidepass	←-----→
Hand Gallop	———

[HSE/WT-4]

Pattern Provided by:

*Lisa Mathews*

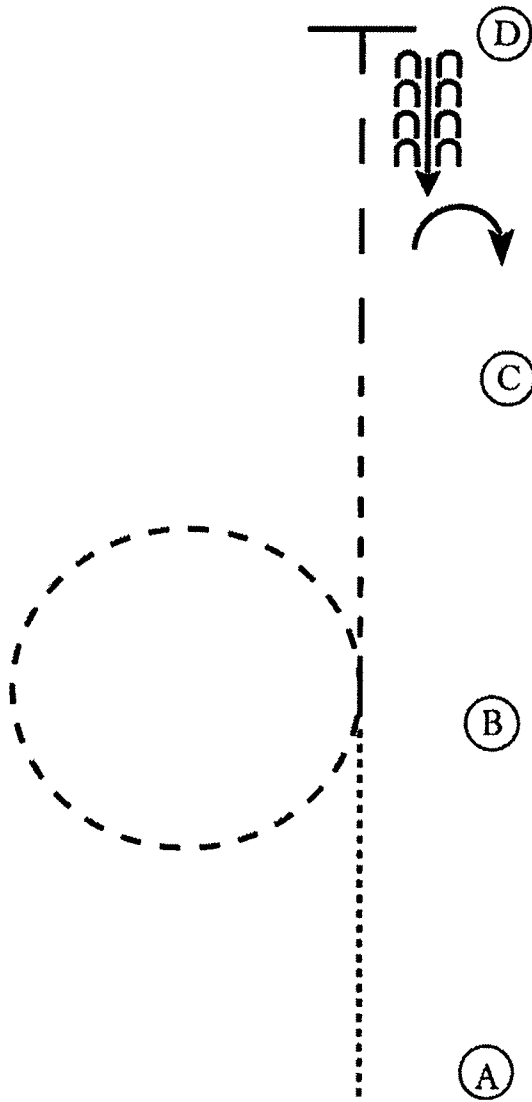
# WPQHA All Novice and Rookie Show

## All Walk trot horsemanship

Show Date: 08-13-2021

w w w . H o r s e S h o w P a t t e r n s . c o m

w w w . H o r s e S h o w P a t t e r n s . c o m



1. Walk A to B.
2. At B jog.
3. Jog a circle at B and continue to C.
4. At C extend the jog to D.
5. At D stop and back 4 steps.
6. Turn 90 degrees to the right.

Walk	.....
Jog	-----
Extended Jog	-----
Lope	—————
Leg Yield	
Lead Change	⋈
Back	← C C C C
Marker	⊙
Sidepass	→ - - - ←

[WH/WT-11]

Pattern Provided by:

*Lisa Mathews*

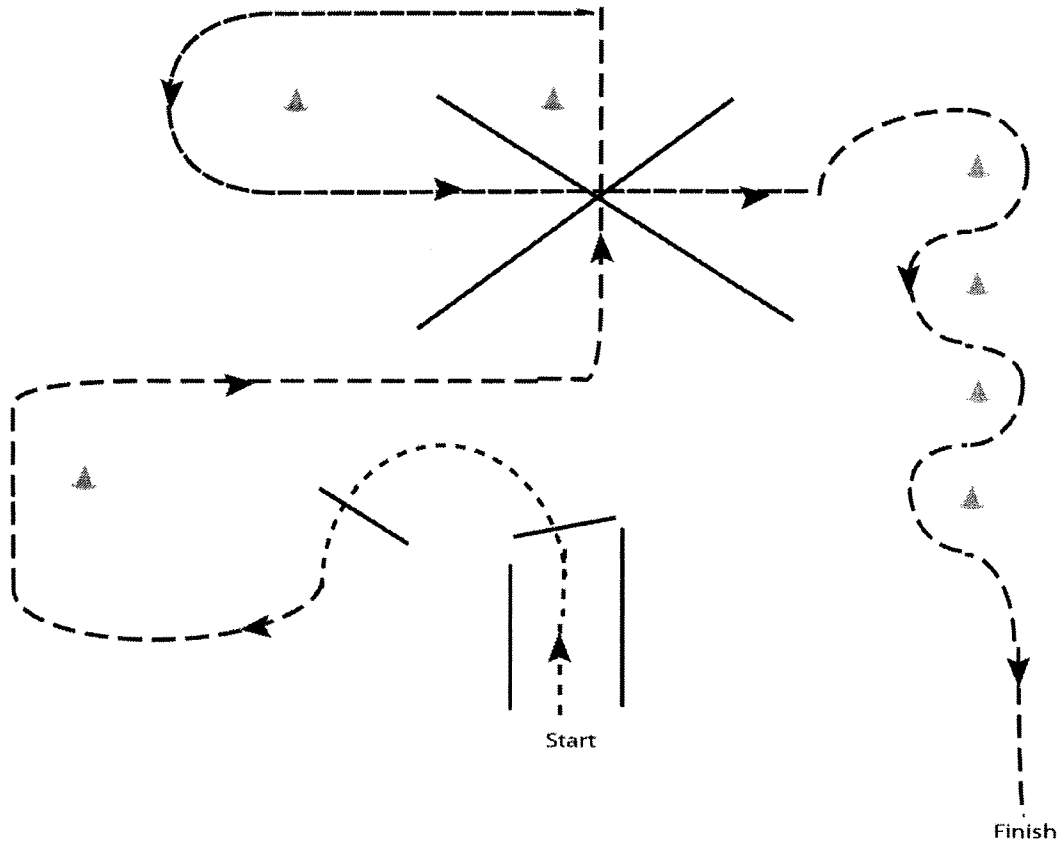
# WPQHA

## ALL WALK TROT (All Walk Trot)

8-13-2021

www.HorseShowPatterns.com

www.HorseShowPatterns.com



1. Walk through chute and over two poles
2. Jog around cone, and over elevated pole
3. Jog around 2 cones and to serpentine
4. Jog through serpentine to finish

Walk	-----
Jog	- - - - -
Extended Jog	— — — — —
Lope	—————
Leg Yield	
Lead Change	— / —
Back	← ← ← ← ←
Marker	⊙ B
Sidepass	← ← ← ← ←

[T/WT-8]

Pattern Provided by: