

# **Memorial Day Patterns**

**May 29<sup>th</sup> & 30th**



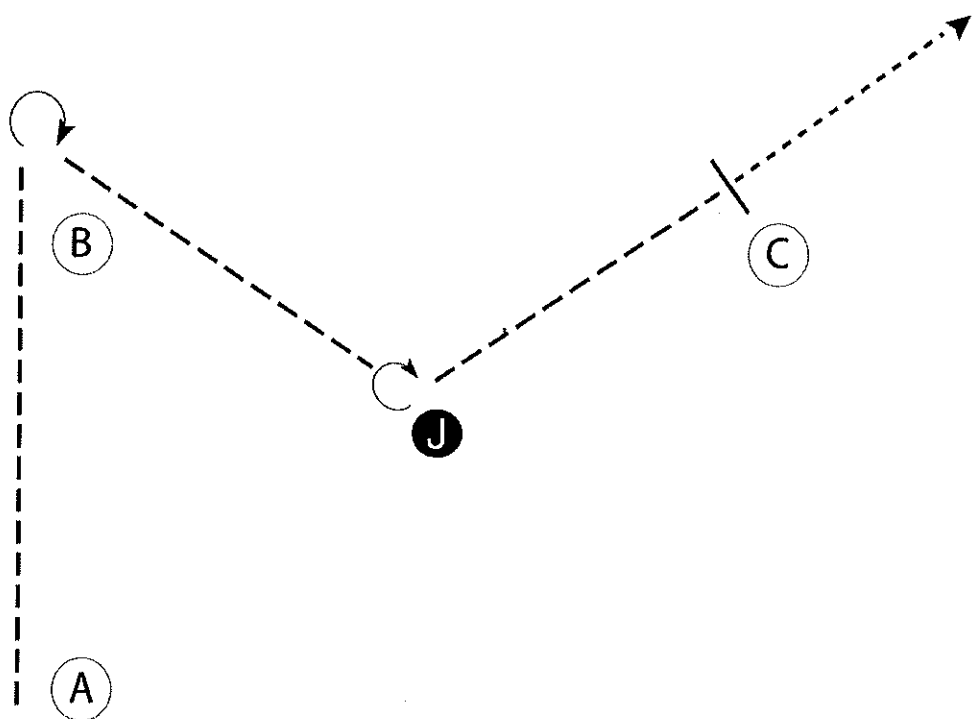
# WPQHA Memorial Day Circuit

## Level 1 Youth & Amateur Showmanship

Show Date: May 29-30

w w w . H o r s e S h o w P a t t e r n s . c o m

w w w . H o r s e S h o w P a t t e r n s . c o m



Be ready at A.

1. Trot to and past B.
2. Stop past B, turn 135 degrees and trot to judge.
3. Stop and set up for inspection.
4. When dismissed, do a 3/4 turn and trot to C.
5. Stop at C. When dismissed, walk straight away from C to exit.

Walk	-----
Trot	- - - - -
Back	←
Marker	⊙ B
Judge	● J

Pattern Provided by:

[S/1-24]

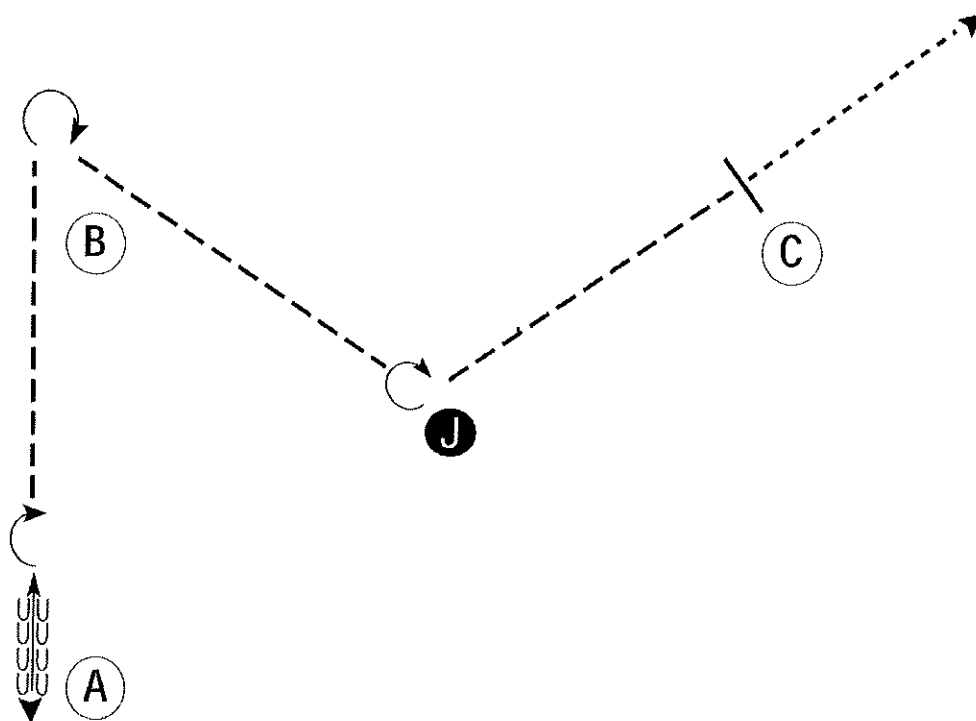
# WPQHA Memorial Day Circuit

## Showmanship (Amateur Select Youth)

Show Date: May 29-30

www.HorseShowPatterns.com

www.HorseShowPatterns.com



Be ready at A facing away from B.

1. Back one horse length from A.
2. Turn 180 degrees and trot past B.
3. Stop past B, turn 135 degrees and trot to judge.
4. Stop and set up for inspection.
5. When dismissed, do a  $3/4$  turn and trot to C.
6. Stop at C. When dismissed, walk straight away from C to exit.

Walk	-----
Trot	-----
Back	←====
Marker	⊙ B
Judge	● J

[S/2-24]

Pattern Provided by:

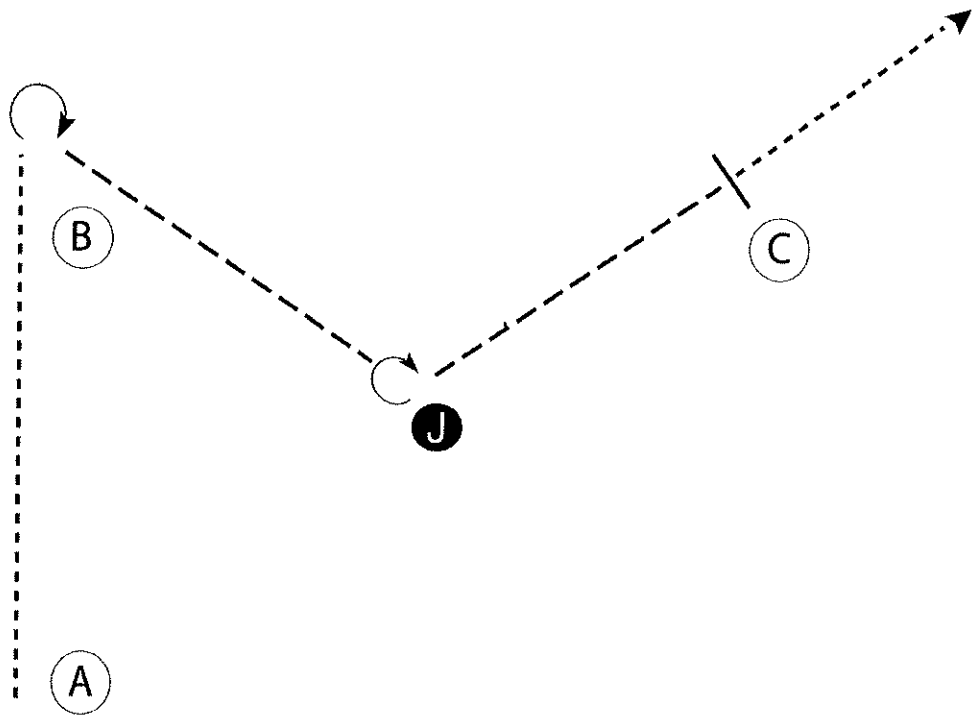
# WPQHA Memorial Day Circuit

Showmanship (Walk Trot Small Fry)

Show Date: May 29-30

www.HorseShowPatterns.com

www.HorseShowPatterns.com



Be ready at A.

1. Walk to and past B.
2. Stop past B, turn 135 degrees and trot to judge.
3. Stop and set up for inspection.
4. When dismissed, do a 3/4 turn and trot to C.
5. Stop at C. When dismissed, walk straight away from C to exit.

Walk	-----
Trot	- - - - -
Back	← ← ← ← ←
Marker	⊙ B
Judge	● J

Pattern Provided by:

[S/WT-24]

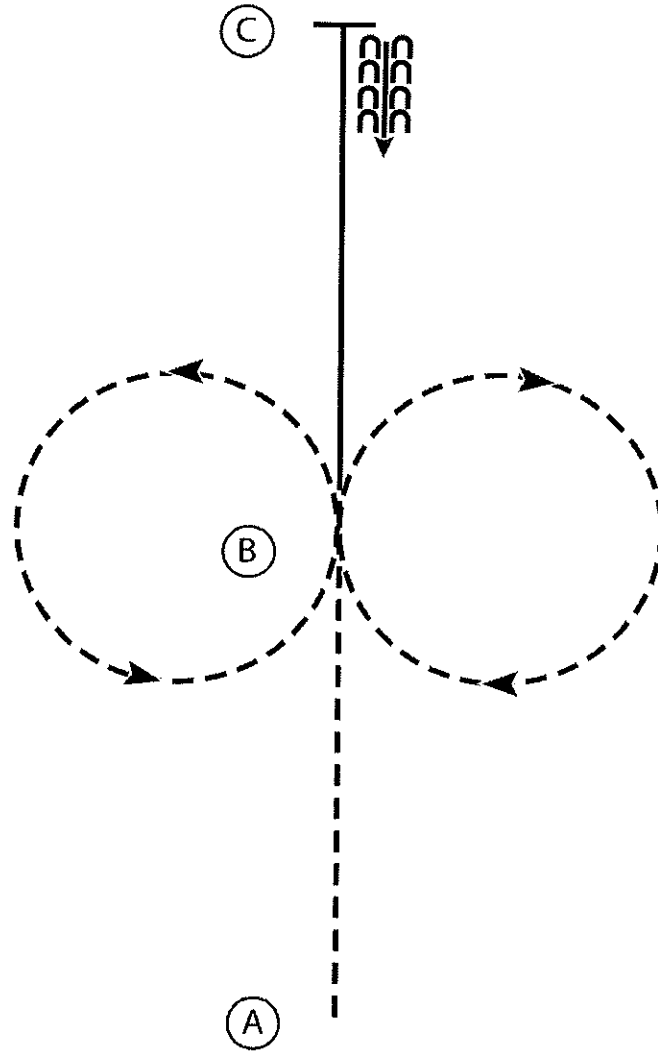
# WPQHA Memorial Day Circuit

## Level 1 Youth & Amateur Equitation

Show Date: May 29-30

www.HorseShowPatterns.com

www.HorseShowPatterns.com



1. Sitting trot A to B
2. At B posting trot circle to the right
3. At B posting trot circle to the left
4. At B canter on the left lead to C
5. At C stop and back 4 steps

Walk	.....
Trot	- - - - -
Extended Trot	— — — — —
Canter	—————
Leg Yield	
Lead Change	— / —
Back	←←←←←
Marker	Ⓚ
Sidepass	— < — < — < — <

Pattern Provided by:

[HSE/1-6]

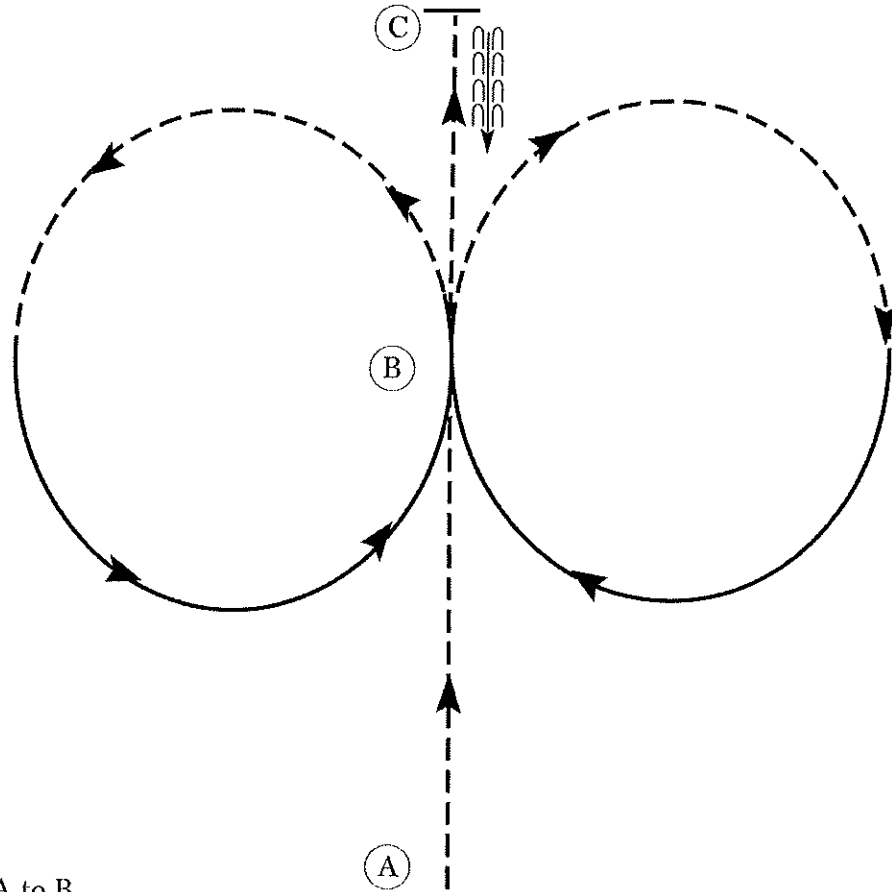
# WPQHA Memorial Day Circuit

## Hunt Seat Equitation (Amateur Select Youth)

Show Date: May 29-30

www.HorseShowPatterns.com

www.HorseShowPatterns.com



1. Sitting trot A to B
2. At B posting trot on the left diagonal in a half circle.
3. Canter on the right lead back to B.
4. Posting trot on the right diagonal in a half circle.
5. Canter on the left lead back to B.
6. Sitting trot to C.
7. Stop at C and back approximately one horse length.

Exit at a sitting trot.

Walk	.....
Trot	-----
Extended Trot	————
Canter	————
Leg Yield	
Lead Change	///
Back	←←←←
Marker	(B)
Sidepass	←-----←
Hand Gallop	————

Pattern Provided by:

[HSE/2-21]

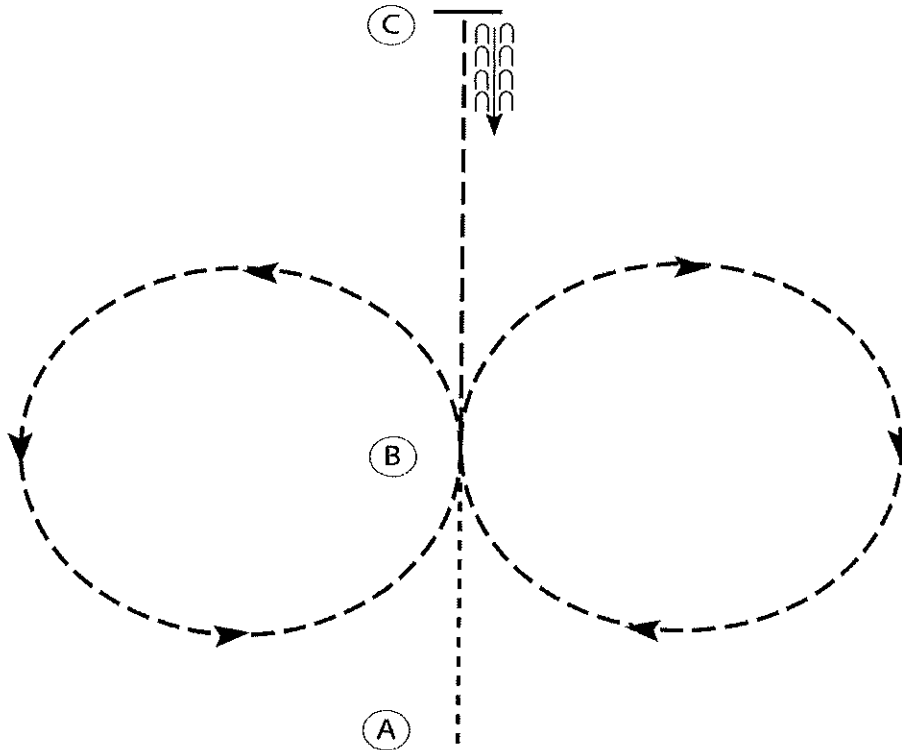
# WPQHA Memorial Day Circuit

## Level 1 Walk Trot Equitation *All*

Show Date: May 29-30

www.HorseShowPatterns.com

www.HorseShowPatterns.com



1. Walk A to B.
2. At B posting trot a circle to the right on the proper diagonal.
3. At B posting trot a circle to the left on the proper diagonal.
4. At B sitting trot to C.
5. At C stop and back approximately one horse length.

Walk	-----
Trot	- - - - -
Extended Trot	— — — — —
Canter	—————
Leg Yield	
Lead Change	— / —
Back	←←←
Marker	⊙
Sidepass	← — — — — →
Hand Gallop	—————

[HSE/WT-5]

Pattern Provided by:

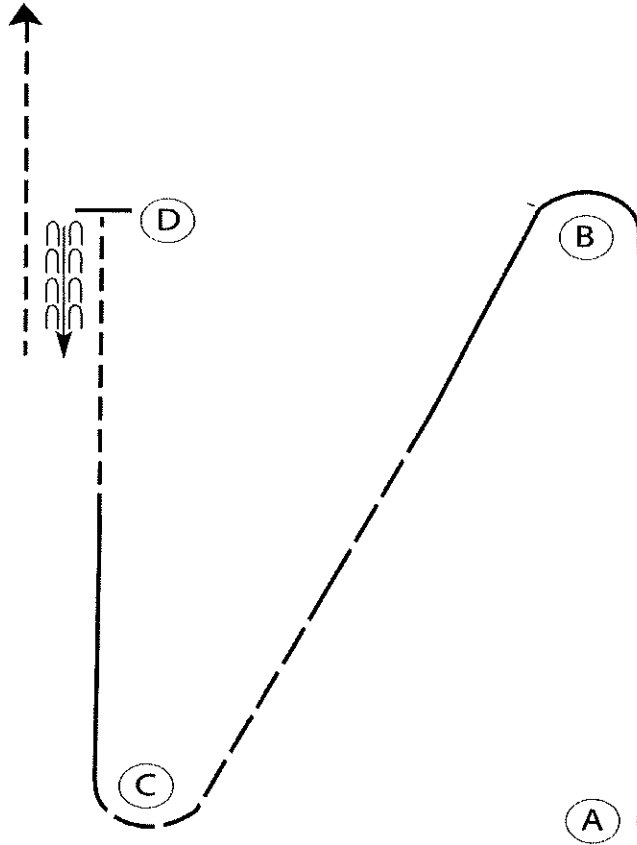
# WPQHA Memorial Day Circuit

## Level 1 Youth & Amateur Horsemanship

Show Date: May 29-30

www.HorseShowPatterns.com

www.HorseShowPatterns.com



Be ready at A.

1. Walk two horse lengths from A.
2. Lope on the left lead to and around B.
3. Halfway between B and C, extend the jog to and around C.
4. Lope on the right lead halfway to D.
5. Jog to D.
6. Stop at D and back approximately one horse length
7. Exit at a jog.

Walk	-----
Jog	- - - - -
Extended Jog	-----
Lope	=====
Leg Yield	
Lead Change	↘
Back	← C C C C C
Marker	⊙ B
Sidepass	←-----←

Follow the instructions of your ring steward.

Pattern Provided by:

[WH/2-66]



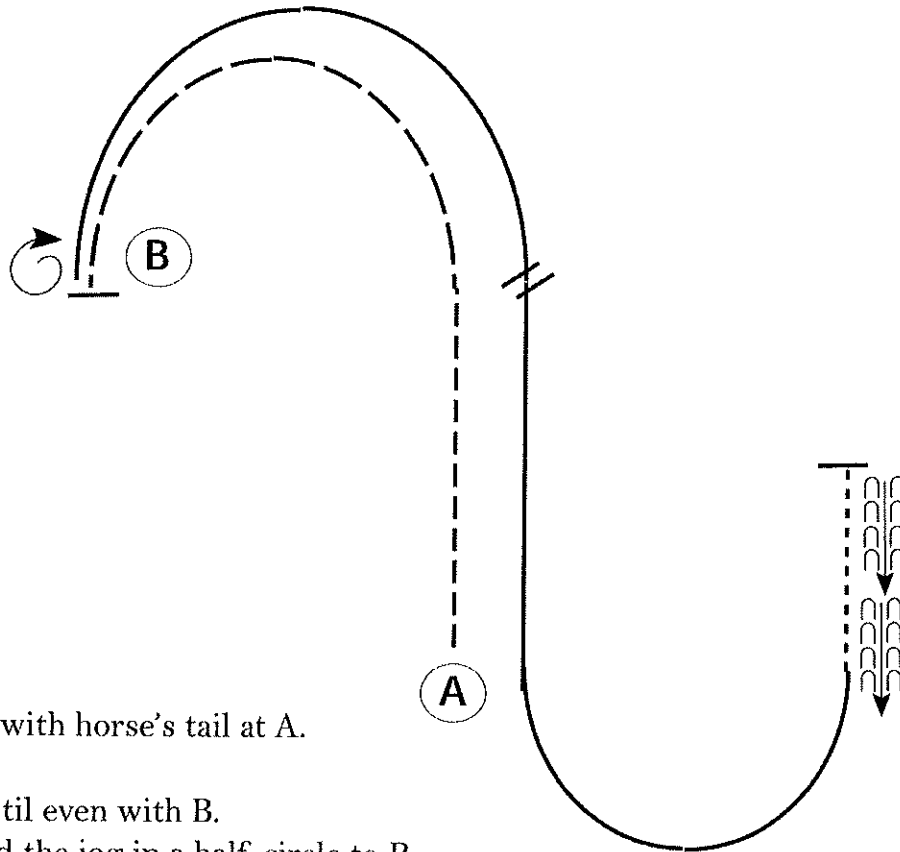
# WPQHA Memorial Day Circuit

## Youth/Amateur/Select Horsemanship

Show Date: May 29-30

www.HorseShowPatterns.com

www.HorseShowPatterns.com



Be ready with horse's tail at A.

1. Jog until even with B.
2. Extend the jog in a half circle to B.
3. Stop and perform a 1 1/2 turn to right.
4. Lope on the right lead in a half circle until even with B.
5. Perform a lead change.
6. Lope on the left lead to A and in a half circle until even with A.
7. Walk approximately 2 horse lengths.
8. Stop and back approximately 2 horse lengths.

Walk	-----
Jog	- - - - -
Extended Jog	—————
Lope	—————
Lead Change	
Back	
Marker	

Follow the instructions of your ring steward.

[WH/3-87]

**Pattern Provided by:**

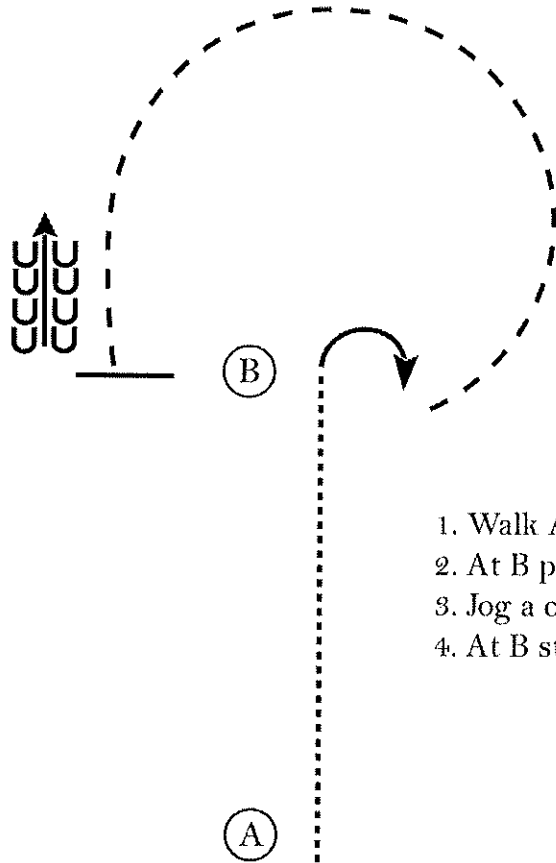
# WPQHA Memorial Day Circuit

## Western Horsemanship (Walk Trot) **A11**

Show Date: May 29-30

w w w . H o r s e S h o w P a t t e r n s . c o m

w w w . H o r s e S h o w P a t t e r n s . c o m



1. Walk A to B
2. At B perform a 90 degree turn to the right
3. Jog a circle around B
4. At B stop and back 4 steps

Walk	.....
Jog	- - - - -
Extended Jog	— — — — —
Lope	—————
Leg Yield	
Lead Change	— / —
Back	← C C C C
Marker	(B)
Sidepass	← - - - - →

Pattern Provided by:

[WH/WT-7]