

WPQHA SPRING FLING

NOVICE/ROOKIE

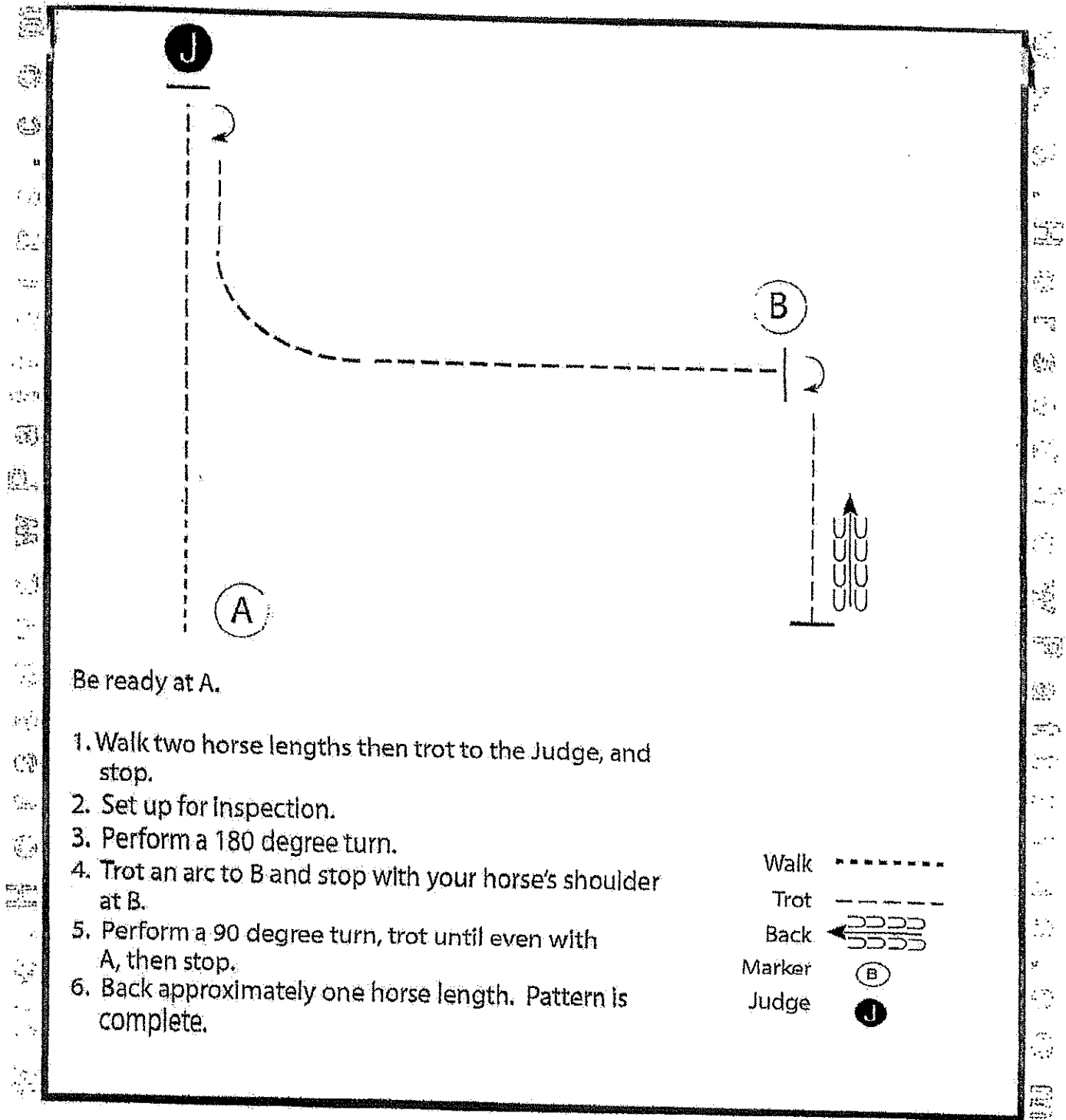
PATTERNS

JUNE 10 2022








WPQHA SPRING FLING NOVICE SHOW

SHOWMANSHIP (ALL ROOKIE AND L1) JUNE 10, 2022



Be ready at A.

1. Walk two horse lengths then trot to the Judge, and stop.
2. Set up for inspection.
3. Perform a 180 degree turn.
4. Trot an arc to B and stop with your horse's shoulder at B.
5. Perform a 90 degree turn, trot until even with A, then stop.
6. Back approximately one horse length. Pattern is complete.

- Walk 
- Trot 
- Back 
- Marker 
- Judge 

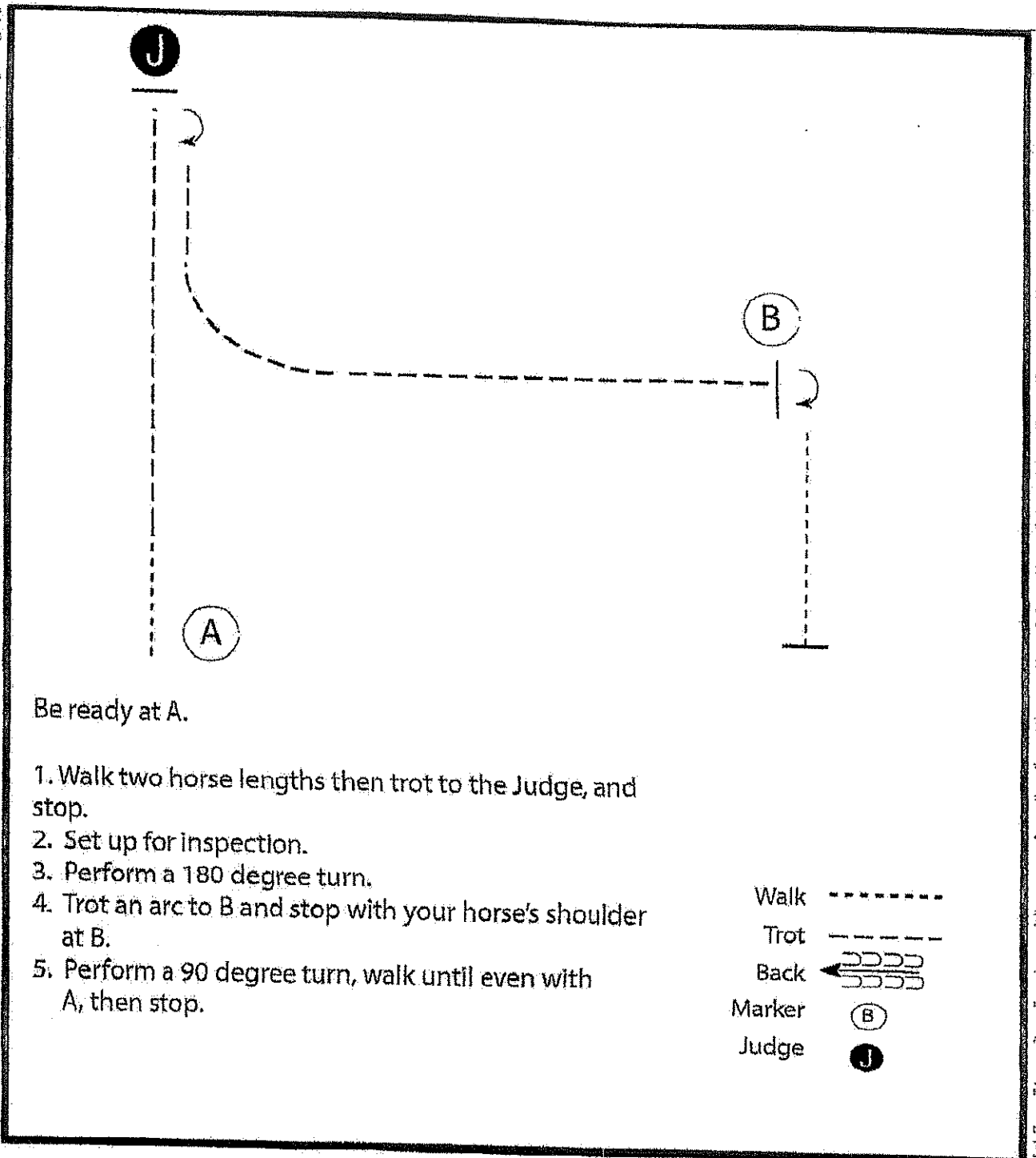
Pattern Provided by:

Don Jox

[S/M_97]

WPQHA SPRING FLING NOVICE SHOW

SHOWMANSHIP (SMALL FRY) JUNE 10, 2022



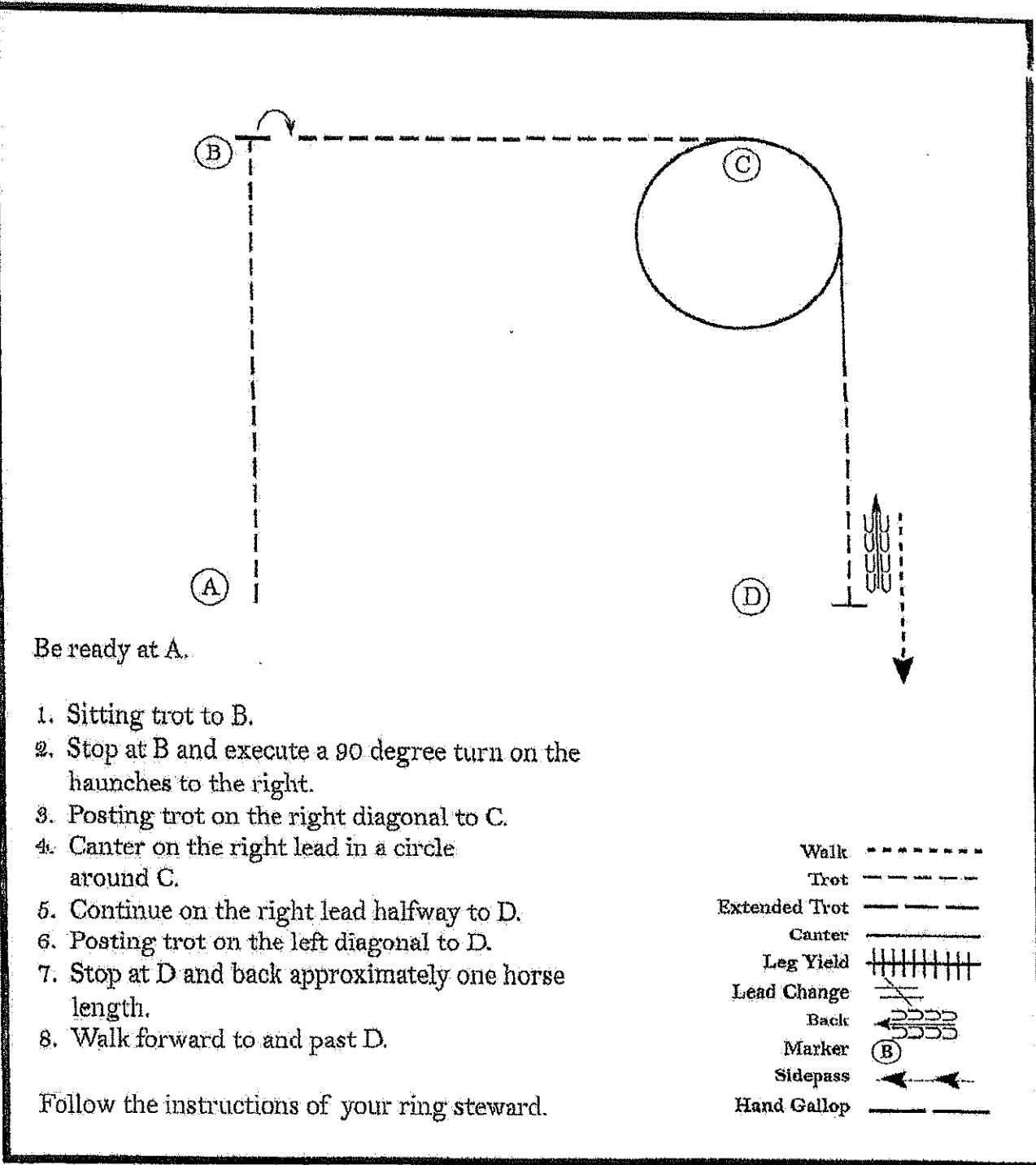
Pattern Provided by:

Don Jox

[S/wt_97]

WPQHA SPRING FLING NOVICE SHOW

HUNT SEAT EQUITATION (ALL ROOKIE AND L1) JUNE 10, 2022



Be ready at A.

1. Sitting trot to B.
2. Stop at B and execute a 90 degree turn on the haunches to the right.
3. Posting trot on the right diagonal to C.
4. Canter on the right lead in a circle around C.
5. Continue on the right lead halfway to D.
6. Posting trot on the left diagonal to D.
7. Stop at D and back approximately one horse length.
8. Walk forward to and past D.

Follow the instructions of your ring steward.

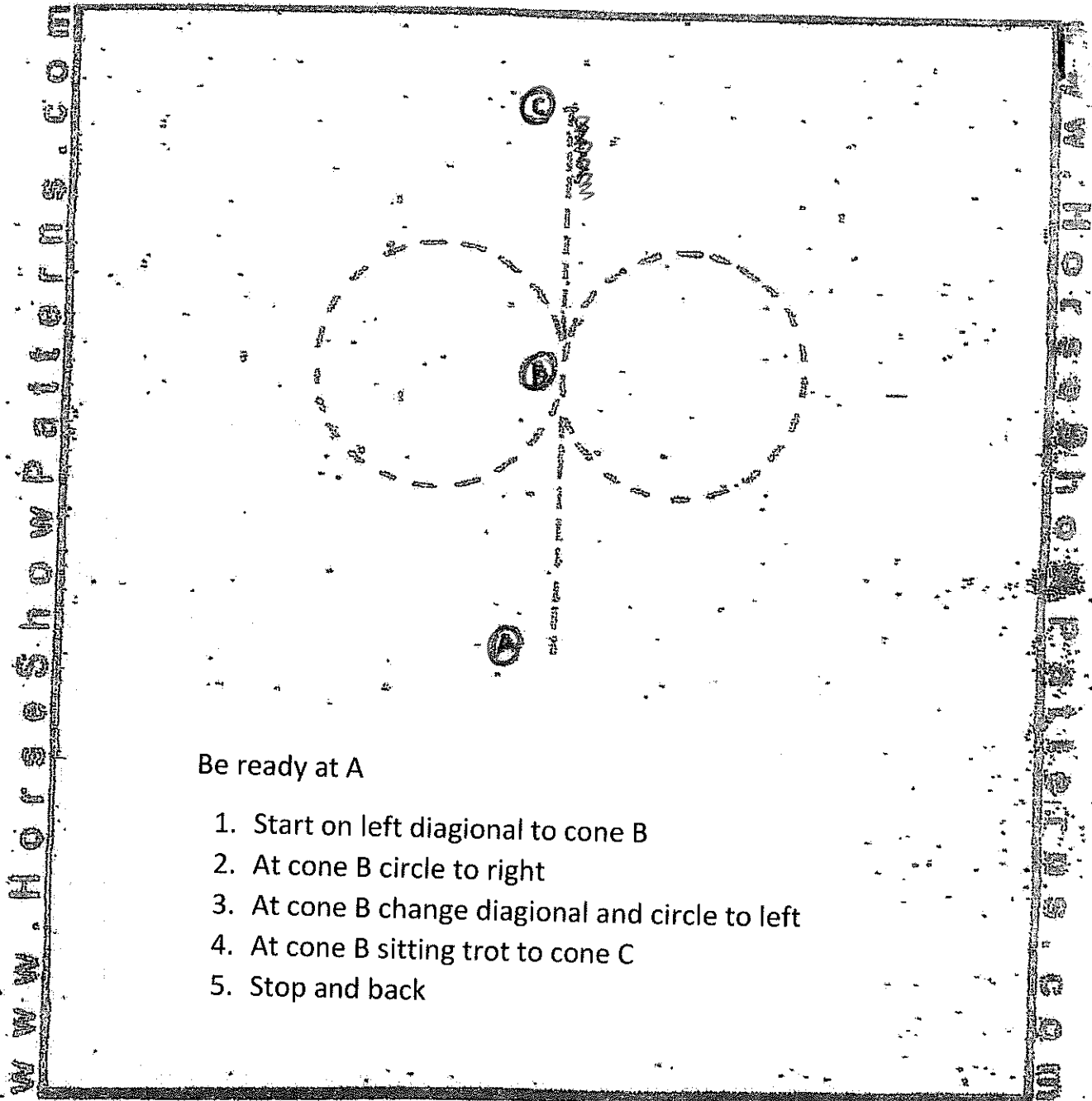
Walk
Trot	-----
Extended Trot	-----
Canter	—————
Leg Yield	
Lead Change	///
Back	←←←←
Marker	ⓑ
Sidepass	←←
Hand Gallop	———

Pattern Provided by:

Don Jox

WPQHA SPRING FLING NOVICE SHOW

ALL WALK TROT EQUITATION JUNE 10, 2022



Be ready at A

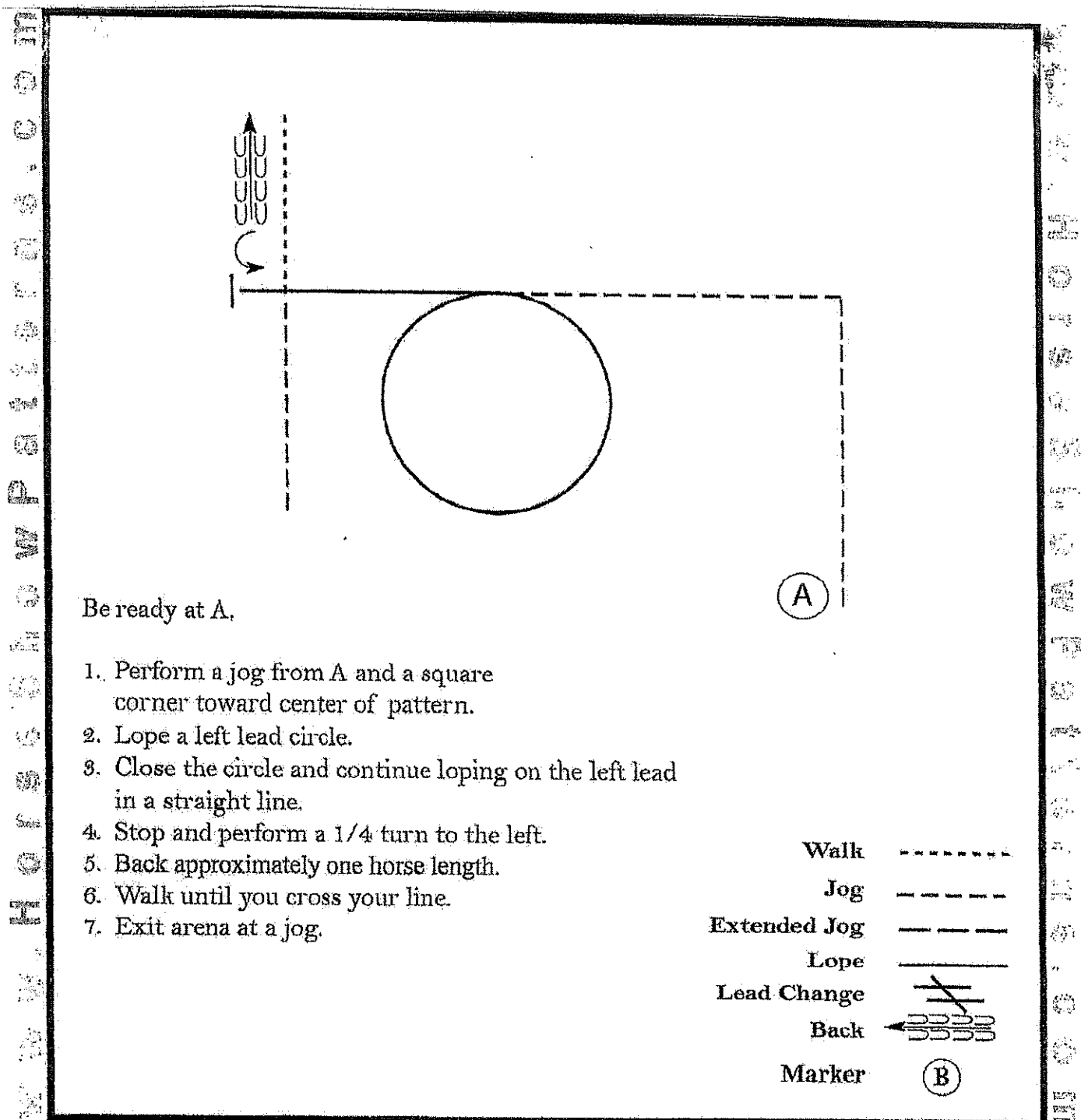
1. Start on left diagonal to cone B
2. At cone B circle to right
3. At cone B change diagonal and circle to left
4. At cone B sitting trot to cone C
5. Stop and back

Patterns Provided by:

Don Jox

WPQHA SPRING FLING NOVICE SHOW

WESTERN HORSEMANSHIP (ALL ROOKIE AND L1) JUNE 10, 2022



Be ready at A.

1. Perform a jog from A and a square corner toward center of pattern.
2. Lope a left lead circle.
3. Close the circle and continue loping on the left lead in a straight line.
4. Stop and perform a 1/4 turn to the left.
5. Back approximately one horse length.
6. Walk until you cross your line.
7. Exit arena at a jog.

- Walk -----
- Jog - - - - -
- Extended Jog - - - - -
- Lope _____
- Lead Change /
- Back ←
- Marker (B)

Pattern Provided by:

Don Jox

[WH/1-104]

WPOHA SPRING FLING NOVICE SHOW

HORSEMANSHIP (SMALL FRY AND ALL WALK TROT) JUNE 10, 2022

Be ready at A.

1. Perform a jog from A and a square corner toward center of pattern.
2. Continue the jog in a straight line.
3. Stop and perform a 1/4 turn to the left.
4. Back approximately one horse length.
5. Walk until you cross your line.
6. Exit arena at a jog.

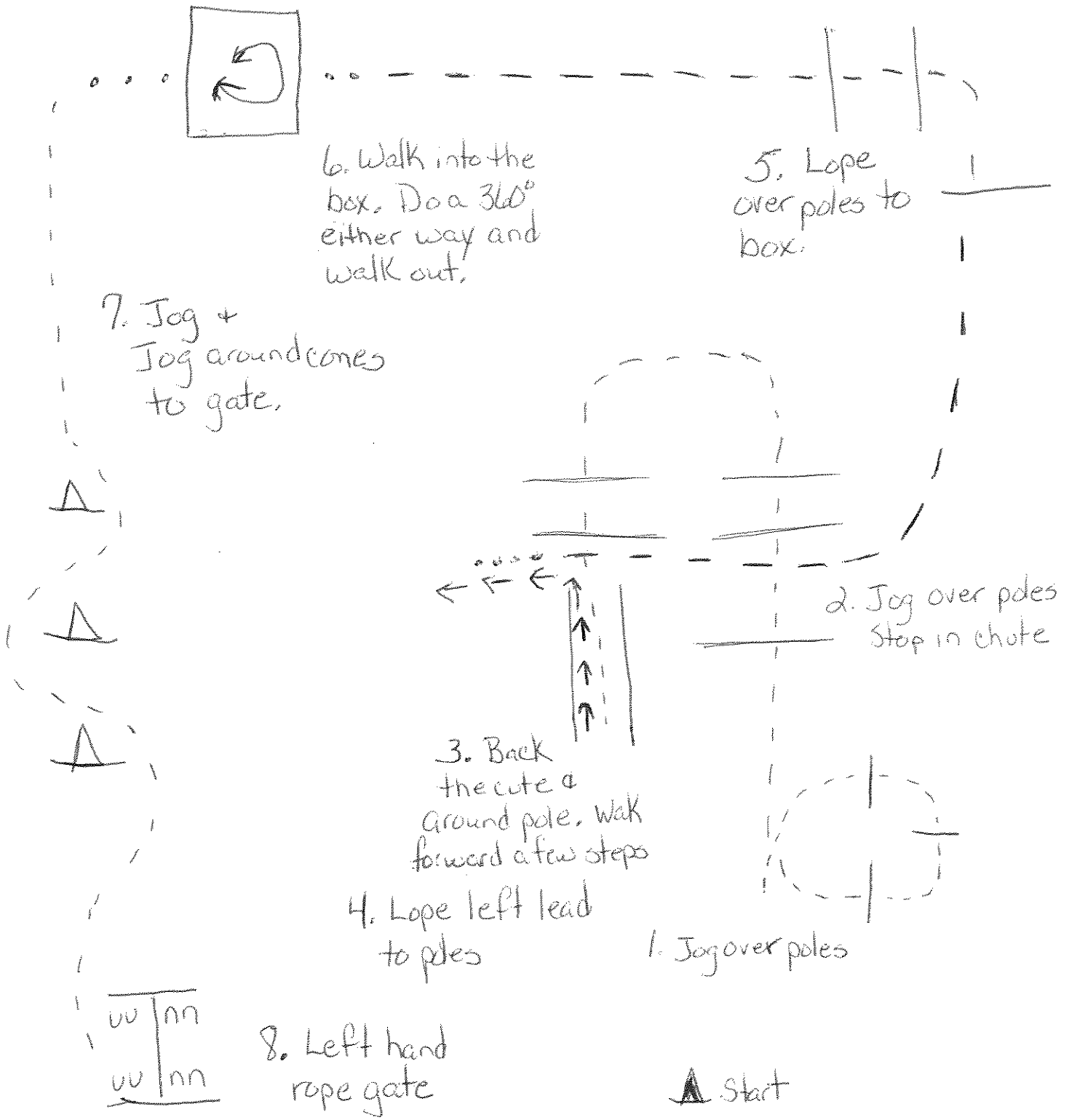
Walk	-----
Jog	-----
Extended Jog	-----
Lope	-----
Lead Change	
Back	
Marker	(B)

Pattern Provided by:


[WH/WT-104]

Don Jox

All Trail (except w/t)




Trail Walk Trot



5. Walk into the box &
Do a 360 either way

6. Walk out of the box
1/2 way to cone.

7. trot around cones




3. Back the chute &
around pole.

4. Trot to the
box.

2. Jog over poles
Step in chute

1. Jog over poles



8. Walk to gate
& do a Left hand
gate.



WPOHA SPRING FLING NOVICE SHOW

JUNE 10, 2022

RANCH RIDING (PATTERN 1)

REINING (PATTERN 8)

WESTERN RIDING (LEVEL 1 - PATTERN 2)

PATTERNS PROVIDED BY

DON JOX

EWD - PATTERN # 2 FOR ALL