

WPQHA SPRING FLING

PATTERNS

JUNE 11TH & 12TH 2022



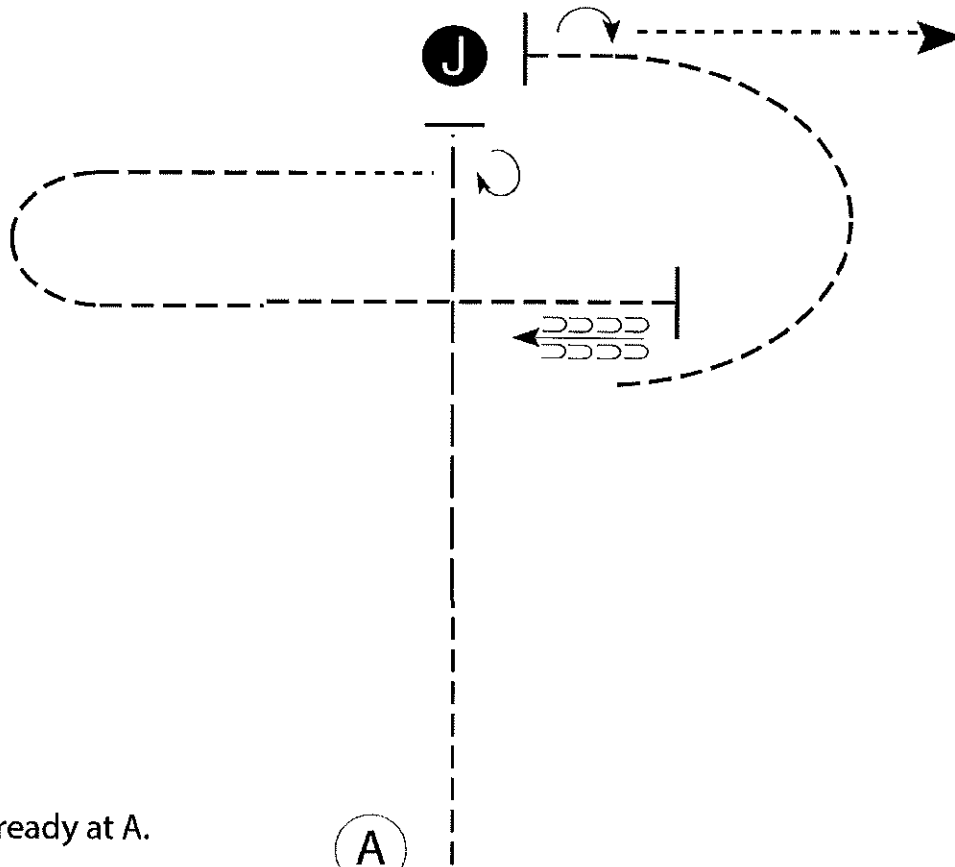
WPQHA Summer Fling

Showmanship (Level 1) *Small Fry*

Show Date: 06-11 & 12, 2022

www.HorseShowPatterns.com

www.HorseShowPatterns.com



Be ready at A.

(A)

1. Trot a 1/3 of line and build to an extended trot to the Judge.
2. Stop and perform a 3/4 turn.
3. Walk then trot in a tight half circle and in a straight line across your original line.
4. Stop and back approximately one horse length.
5. Trot in a half circle to Judge.
6. Stop and set up.
7. Inspection.
8. When dismissed, perform a 180 degree turn and walk away.

Walk - - - - -
Trot - - - - -
Back ← - - - - -
Marker (B)
Judge (J)

Pattern Provided by:

[S/1-102]

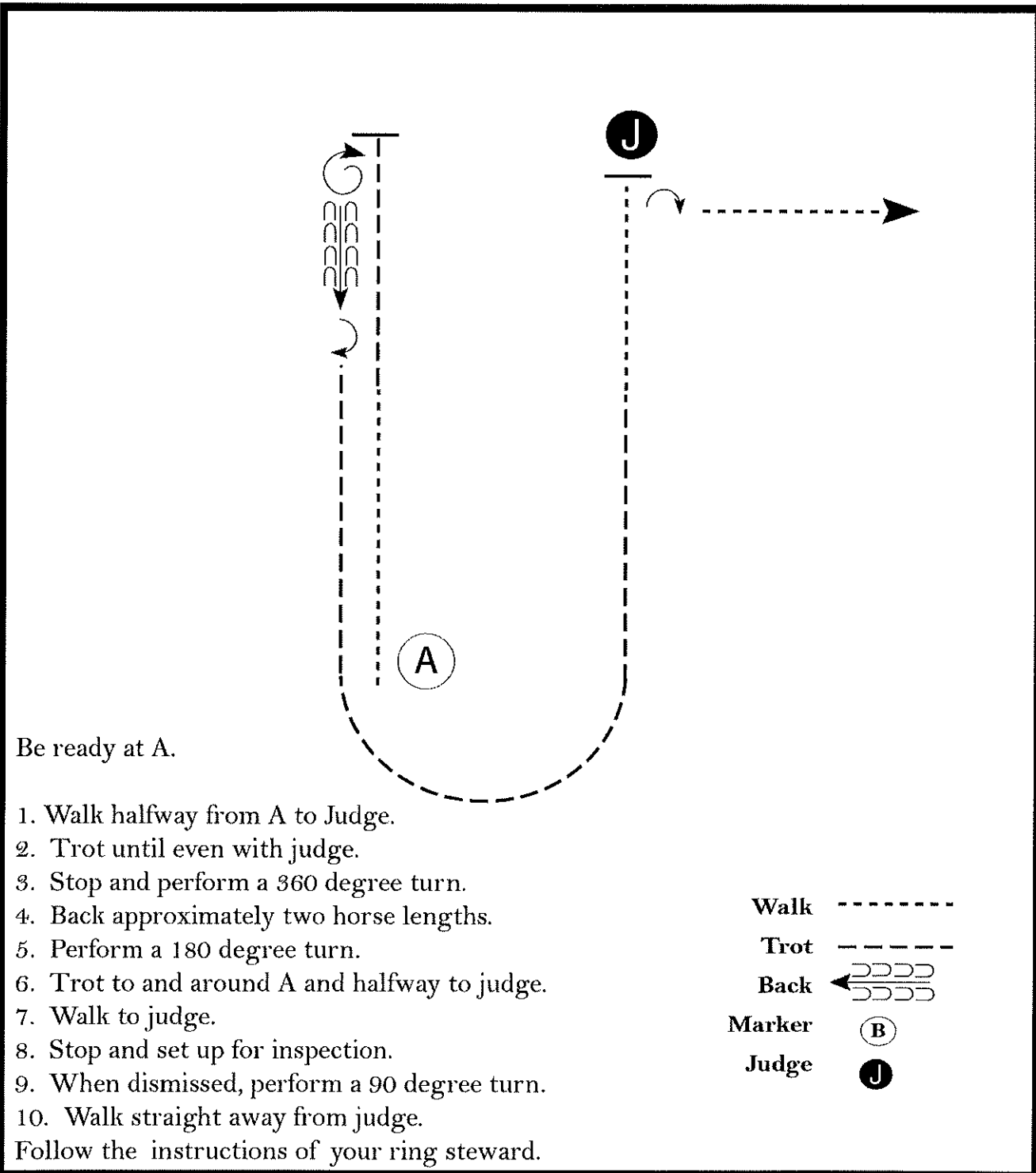
WPQHA Summer Fling

Showmanship (Youth and Amateur)

Show Date: 06-11 & 12, 2022


www.HorseShowPatterns.com

www.HorseShowPatterns.com



Be ready at A.

1. Walk halfway from A to Judge.
 2. Trot until even with judge.
 3. Stop and perform a 360 degree turn.
 4. Back approximately two horse lengths.
 5. Perform a 180 degree turn.
 6. Trot to and around A and halfway to judge.
 7. Walk to judge.
 8. Stop and set up for inspection.
 9. When dismissed, perform a 90 degree turn.
 10. Walk straight away from judge.
- Follow the instructions of your ring steward.

Walk	-----
Trot	- - - - -
Back	← 
Marker	ⓑ
Judge	●

[S/2-77]

Pattern Provided by:

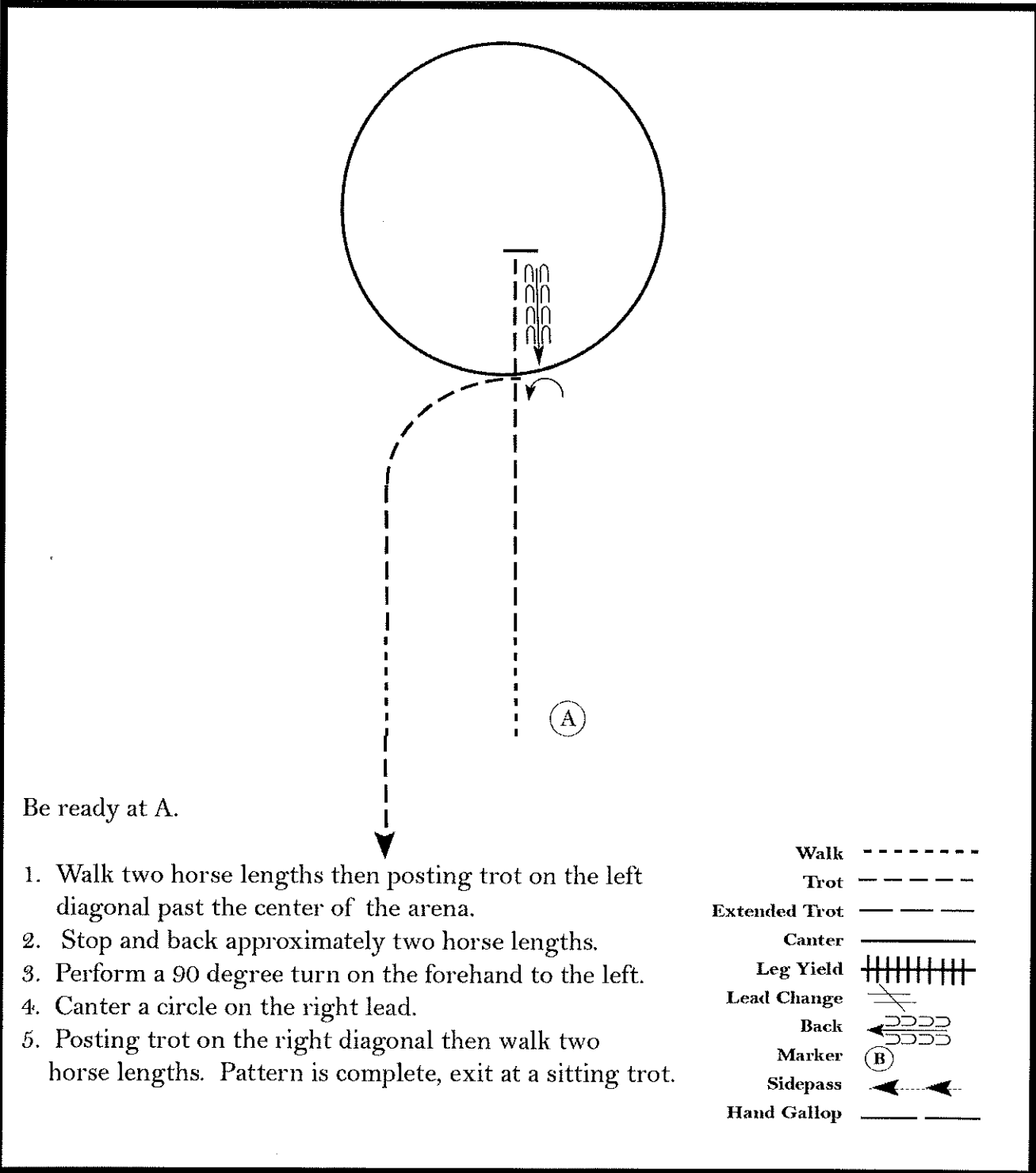
WPQHA Summer Fling

Equitation (Level 1)

Show Date: 06-11 & 12, 2022

www.HorseShowPatterns.com

www.HorseShowPatterns.com



Be ready at A.

1. Walk two horse lengths then posting trot on the left diagonal past the center of the arena.
2. Stop and back approximately two horse lengths.
3. Perform a 90 degree turn on the forehand to the left.
4. Canter a circle on the right lead.
5. Posting trot on the right diagonal then walk two horse lengths. Pattern is complete, exit at a sitting trot.

Walk
Trot	-----
Extended Trot	- - - - -
Canter	—————
Leg Yield	
Lead Change	↘ ↙
Back	← ← ← ← ←
Marker	⊙ (B)
Sidepass	← - - - - →
Hand Gallop	—————

[HSE/1-82]

Pattern Provided by:

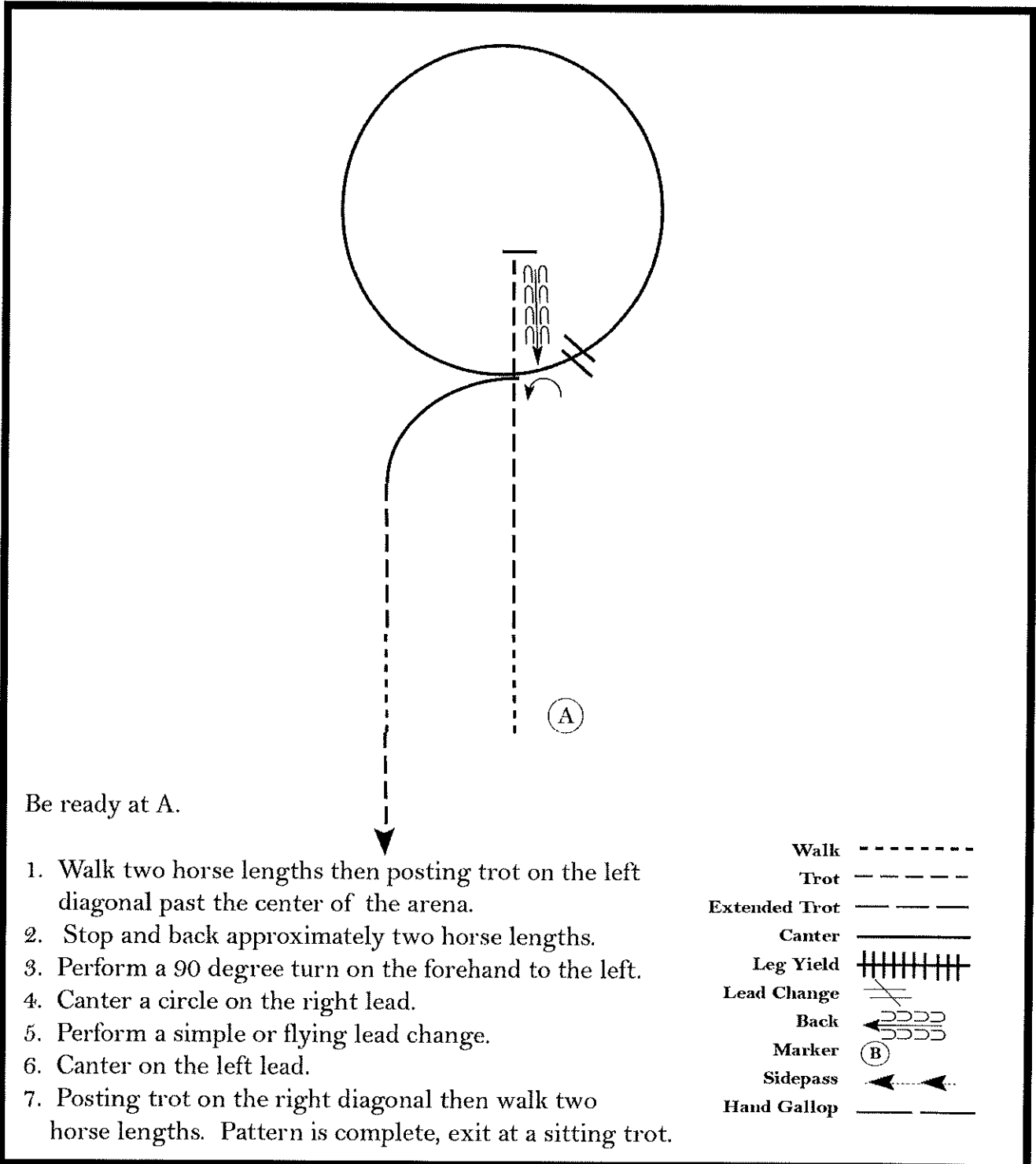
WPQHA Summer Fling

Equitation (Youth and Amateur)

Show Date: 06-11 & 12, 2022

www.HorseShowPatterns.com

www.HorseShowPatterns.com



Be ready at A.

1. Walk two horse lengths then posting trot on the left diagonal past the center of the arena.
2. Stop and back approximately two horse lengths.
3. Perform a 90 degree turn on the forehand to the left.
4. Canter a circle on the right lead.
5. Perform a simple or flying lead change.
6. Canter on the left lead.
7. Posting trot on the right diagonal then walk two horse lengths. Pattern is complete, exit at a sitting trot.

Walk
Trot	-----
Extended Trot	-----
Canter	—————
Leg Yield	
Lead Change	↘↙
Back	←←←←
Marker	ⓑ
Sidepass	←←←←
Hand Gallop	—————

Pattern Provided by:

[HSE/2-82]

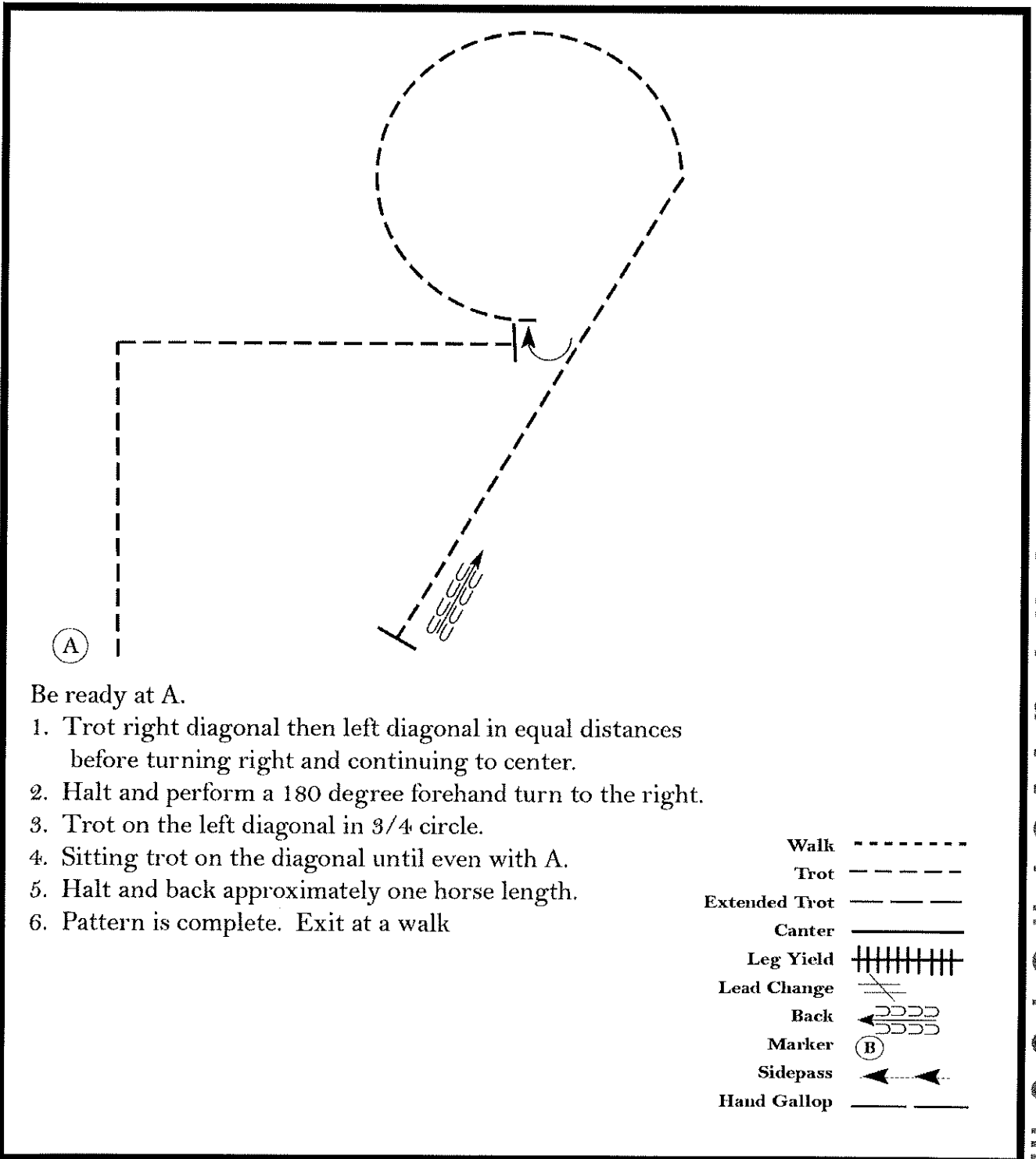
WPQHA Summer Fling

Equitation (Walk Trot)

Show Date: 06-11 & 12, 2022

www.HorseShowPatterns.com

www.HorseShowPatterns.com



Be ready at A.

1. Trot right diagonal then left diagonal in equal distances before turning right and continuing to center.
2. Halt and perform a 180 degree forehand turn to the right.
3. Trot on the left diagonal in 3/4 circle.
4. Sitting trot on the diagonal until even with A.
5. Halt and back approximately one horse length.
6. Pattern is complete. Exit at a walk

Walk	-----
Trot	- - - - -
Extended Trot	— — — — —
Canter	—————
Leg Yield	
Lead Change	— / —
Back	← ← ← ← ←
Marker	⊙ (B)
Sidepass	← — — — — ←
Hand Gallop	— — — — —

[HSE/WT-80]

Pattern Provided by:

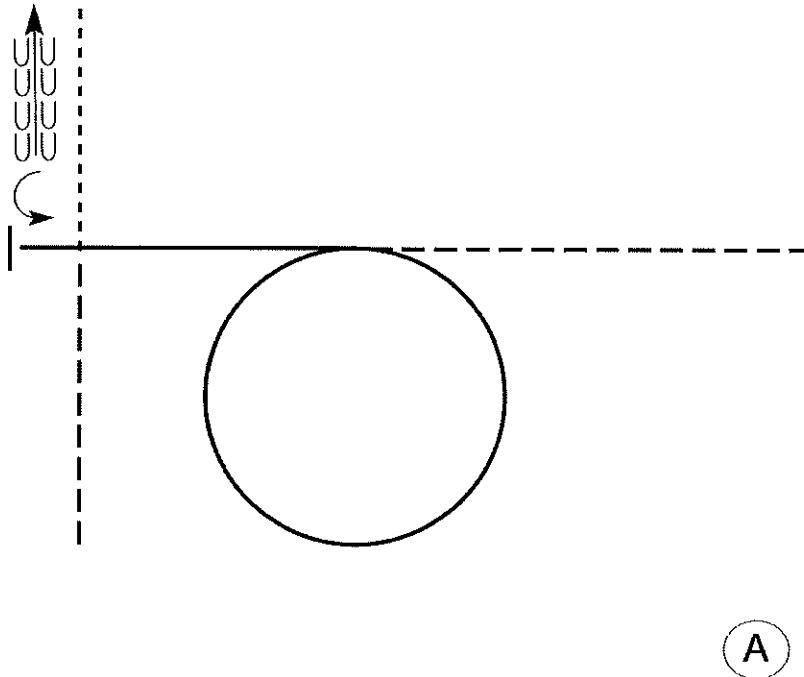
WPQHA Summer Fling

Horsemanship (Level 1)

Show Date: 06-11 & 12, 2022

www.HorseShowPatterns.com

www.HorseShowPatterns.com



Be ready at A.

1. Perform a jog from A and a square corner toward center of pattern.
2. Lope a left lead circle.
3. Close the circle and continue loping on the left lead in a straight line.
4. Stop and perform a 1/4 turn to the left.
5. Back approximately one horse length.
6. Walk until you cross your line.
7. Exit arena at a jog.

Walk	-----
Jog	- - - - -
Extended Jog	— — — —
Lope	—————
Lead Change	——— / \ ———
Back	← — — — — — — — — —
Marker	ⓑ

[WH/1-104]

Pattern Provided by:

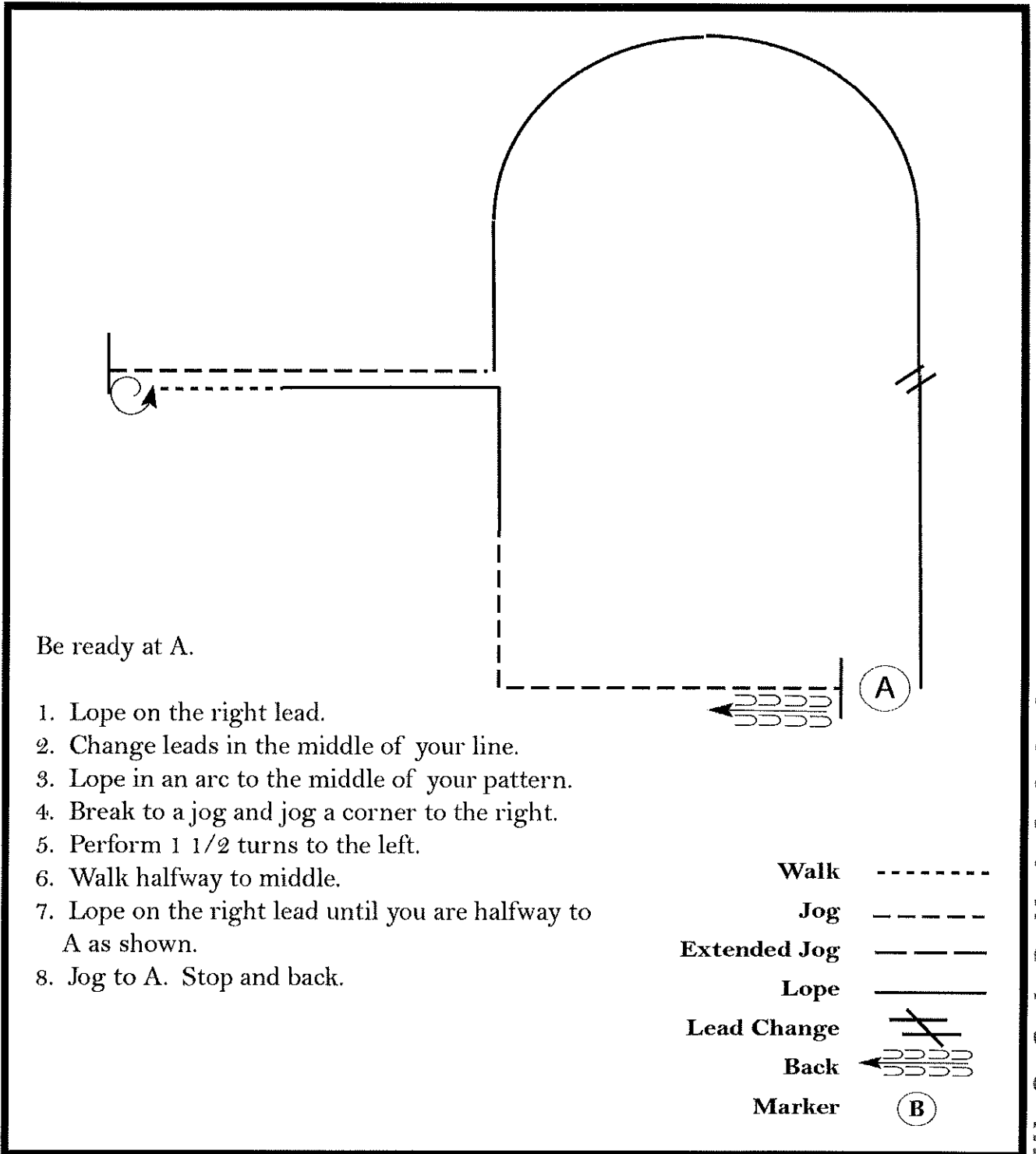
WPQHA Summer Fling

Horsemanship (Youth and Amateur)

Show Date: 06-11 & 12, 2022

www.HorseShowPatterns.com

www.HorseShowPatterns.com



Be ready at A.

1. Lope on the right lead.
2. Change leads in the middle of your line.
3. Lope in an arc to the middle of your pattern.
4. Break to a jog and jog a corner to the right.
5. Perform 1 1/2 turns to the left.
6. Walk halfway to middle.
7. Lope on the right lead until you are halfway to A as shown.
8. Jog to A. Stop and back.

Walk	-----
Jog	-----
Extended Jog	-----
Lope	—————
Lead Change	⚡
Back	←←←←←
Marker	Ⓚ

[WH/2-112]

Pattern Provided by:

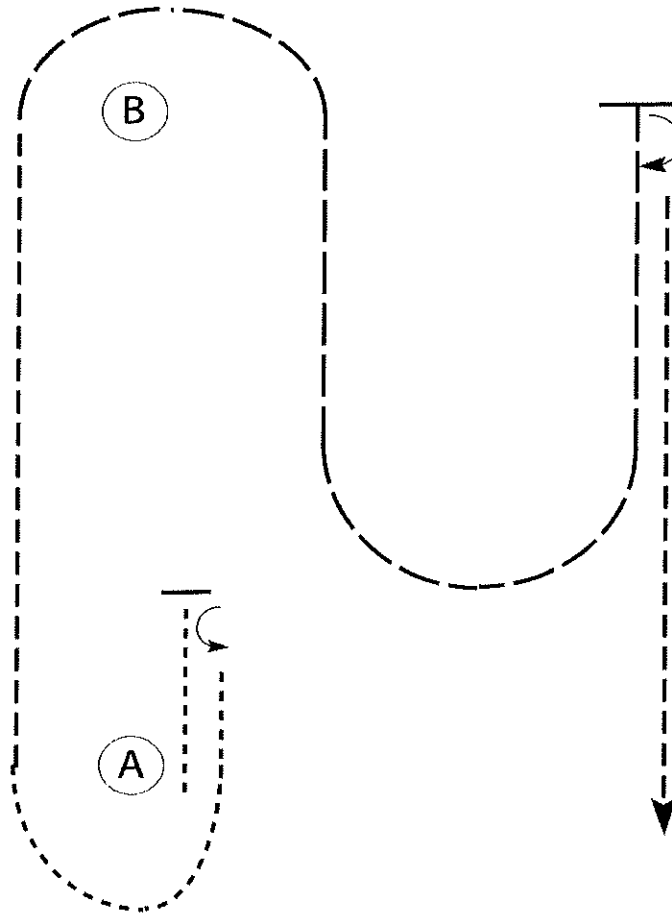
WPQHA Summer Fling

Horsemanship (Walk Trot)

Show Date: 06-11 & 12, 2022

www.HorseShowPatterns.com

www.HorseShowPatterns.com



Be ready at A.

1. Walk approximately two horse lengths forward.
Stop and perform a 1/2 turn left.
2. Walk to and around A.
3. Jog to B.
4. Extend the jog as shown until even with B.
until even with B.
5. Stop and perform a 180 degree turn to the
right and jog to finish.

Walk	-----
Jog	- - - - -
Extended Jog	-----
Lope	
Lead Change	↘ ↙
Back	← ← ← ← ←
Marker	(B)

[WH/WT-118]

Pattern Provided by:

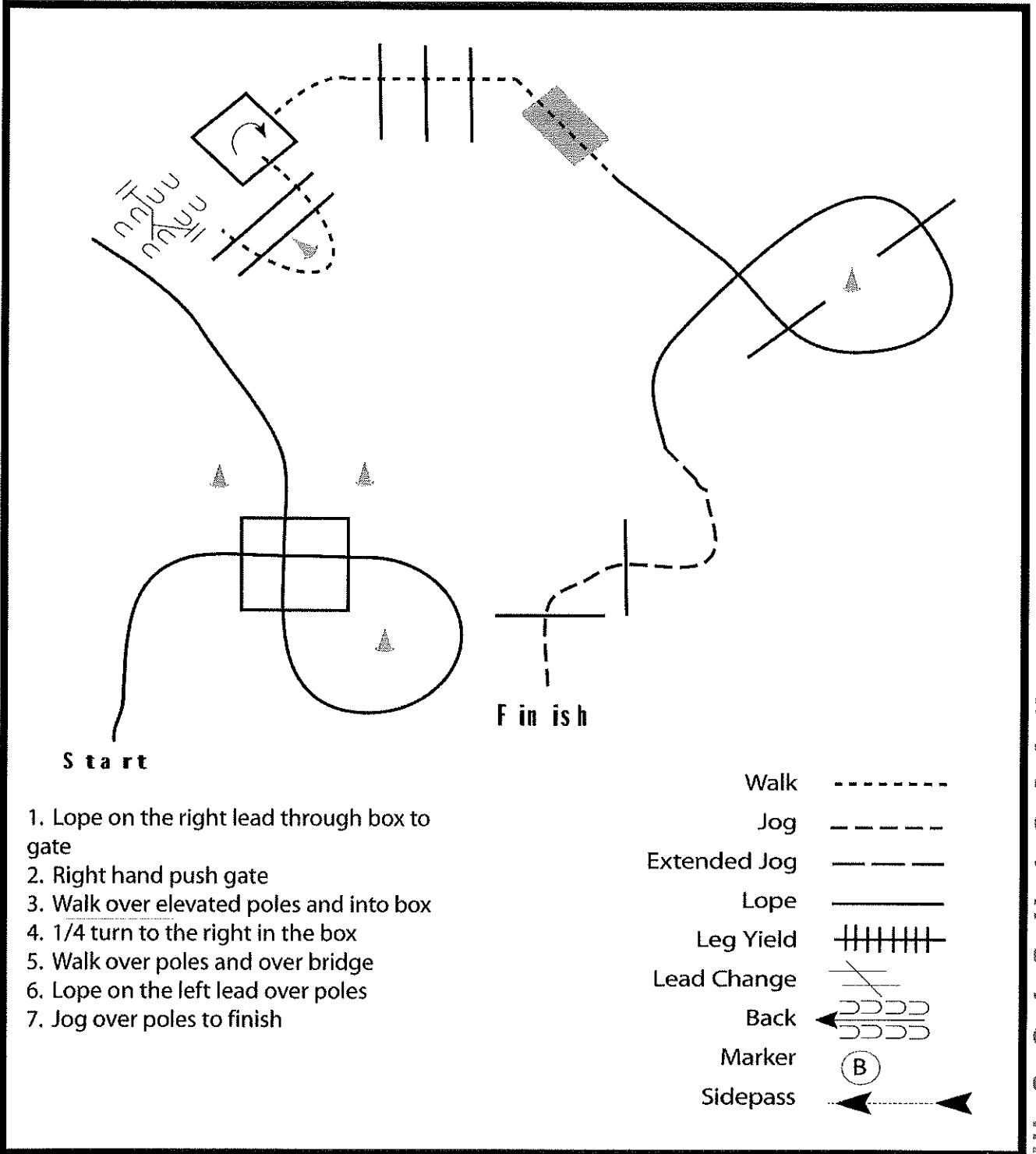
WPQHA

Trail (Open-Yth-Ama-Select- Novice)

Show Date: JUNE

www.HorseShowPatterns.com

www.HorseShowPatterns.com



Start

Finish

1. Lope on the right lead through box to gate
2. Right hand push gate
3. Walk over elevated poles and into box
4. 1/4 turn to the right in the box
5. Walk over poles and over bridge
6. Lope on the left lead over poles
7. Jog over poles to finish

- Walk -----
- Jog - - - - -
- Extended Jog - - - - -
- Lope _____
- Leg Yield |||||
- Lead Change /
- Back ←←←
- Marker (B)
- Sidepass ←←←

[T/1-11]

Pattern Provided by:

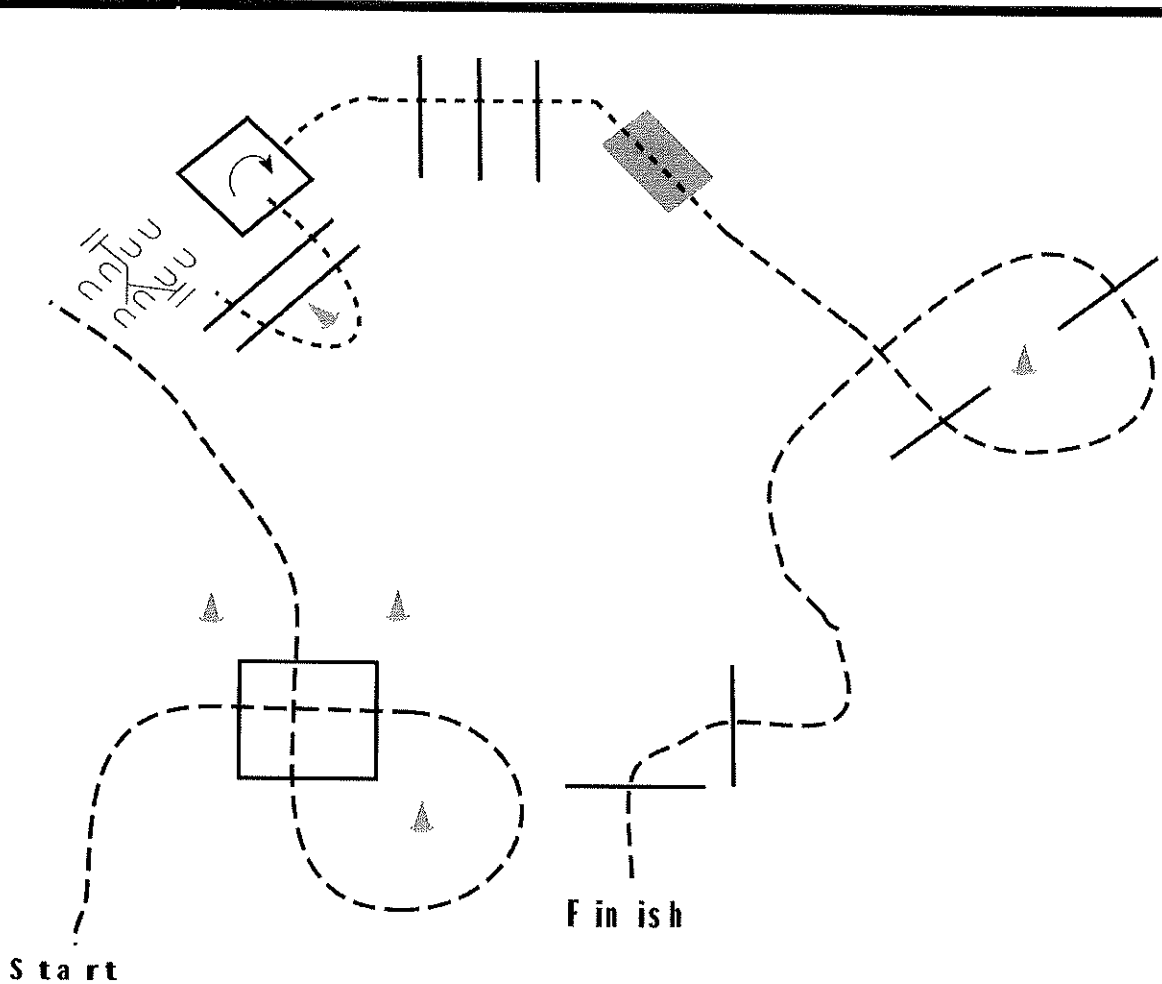
WPQHA

Trail (All Walk Trot)

Show Date: JUNE

www.HorseShowPatterns.com

www.HorseShowPatterns.com



Start

Finish

1. Jog through the box to gate
2. Right hand push gate
3. Walk over elevated poles and into box
4. 1/4 turn to the right in the box
5. Walk over poles and over bridge
6. Jog over poles to finish

Walk	-----
Jog	- - - - -
Extended Jog	-----
Lope	-----
Leg Yield	
Lead Change	-----
Back	←←←←←
Marker	(B)
Sidepass	←-----←

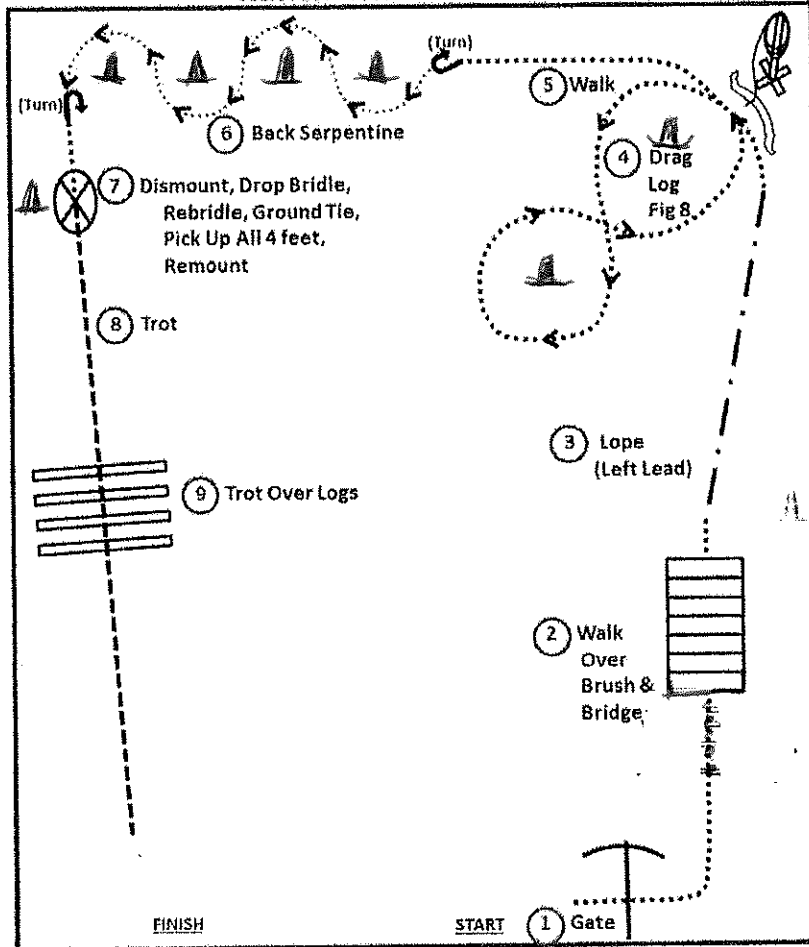
Pattern Provided by:

[TWT-11]

June 2022

Youth (No Drag)
Am
Open

Ranch Trail Pattern



Legend

.....	Walk	Back	A	Cone
-----	Trot	- . - . - .	Lope		

WPQHA Spring Fling Show

June 11th & 12th

Reining

Youth - # 2

Ama & Open # 9

Western Riding

Green(L1) # 2

Youth, Ama & Open #2

EWD

Pattern # 3 for all

Ranch Riding

L1 Youth & AMA #15

Youth & Ama # 5

Open # 8

WPQHA Spring Fling Show

June 11th & 12th

Reining

Youth - # 2

Ama & Open # 9

Western Riding

Green(L1) # 2

Youth, Ama & Open #2

EWD

Pattern # 3 for all

Ranch Riding

All #8