

**W.P.Q.H.A Pre-Bash**  
**Friday July 22, 2022**



**Judge: Conner Smith**

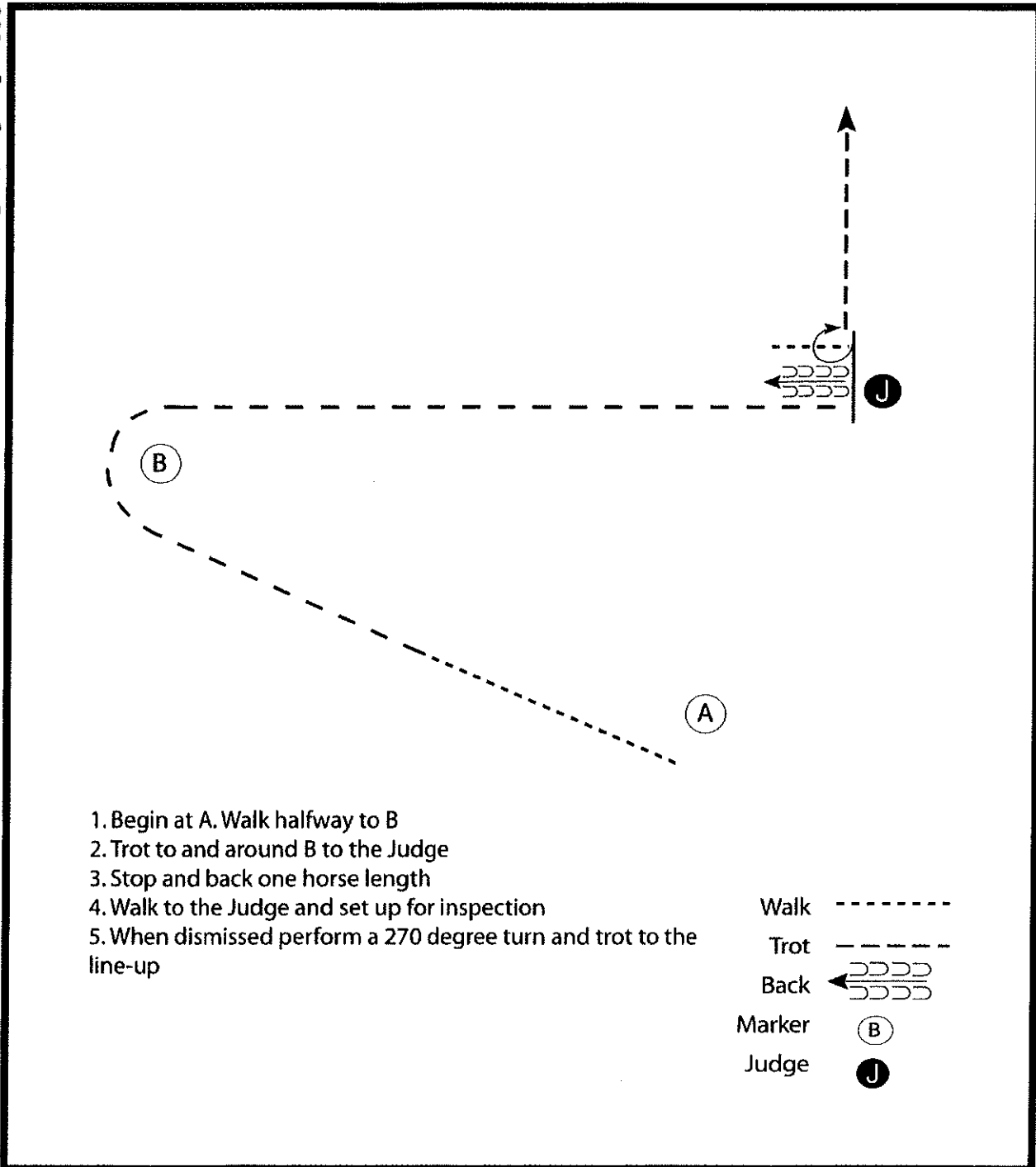
# WPQHA Pre-Bash Novice Show

Small-Fry & Rookie/L1 Youth Showmanship (All EWD Showmanship)

Show Date: 07-22-2022

www.HorseShowPatterns.com

www.HorseShowPatterns.com



[S/1-15]

Pattern Provided by:

*Conner Smith*

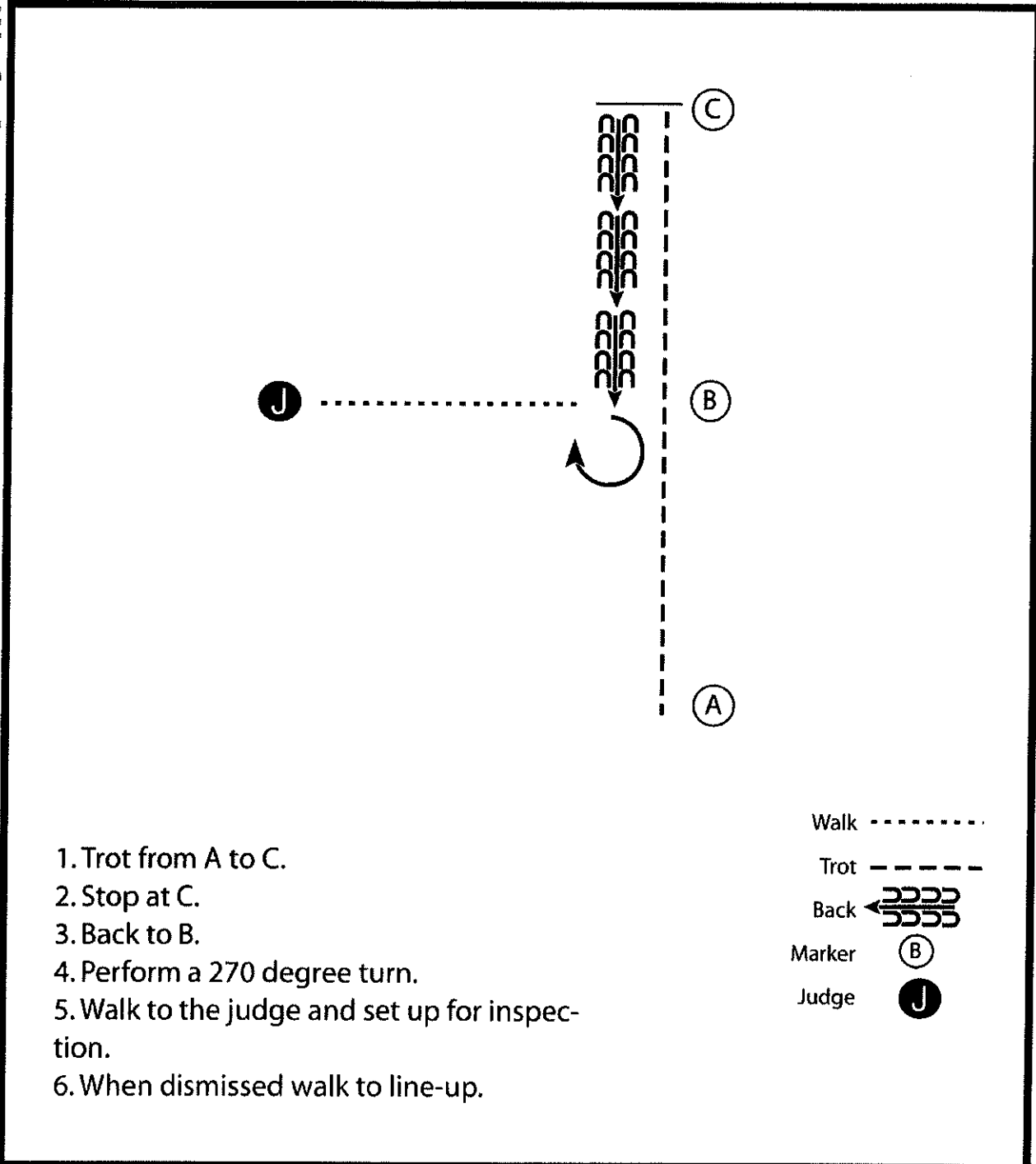
# WPQHA Pre-Bash Novice Show

## Rookie/L1 Amateur/Select Showmanship

Show Date: 07-22-2022

W W W . H O R S E S H O W P A T T E R N S . C O M

W W W . H O R S E S H O W P A T T E R N S . C O M



1. Trot from A to C.
2. Stop at C.
3. Back to B.
4. Perform a 270 degree turn.
5. Walk to the judge and set up for inspection.
6. When dismissed walk to line-up.

- Walk ..... (dotted line)
- Trot - - - - - (dashed line)
- Back ← (back pattern)
- Marker (B) (circle with B)
- Judge (J) (circle with J)

[S/1-3]

Pattern Provided by:  
*Conner Smith*

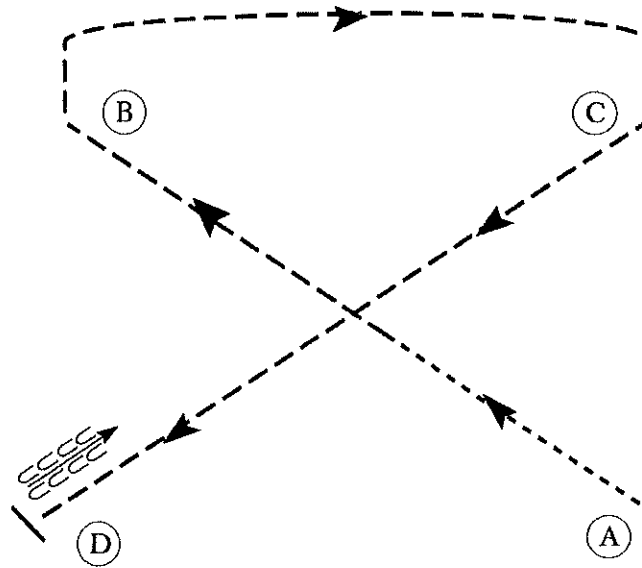
# WPQHA Pre-Bash Novice Show

## Small-Fry & Walk-Trot Equitation

Show Date: 07-22-2022

W W W . H O R S E S H O W P A T T E R N S . C O M

W W W . H O R S E S H O W P A T T E R N S . C O M



Be ready at A.

1. Walk 1/2 way to B.
2. Posting trot on the left diagonal to B.
3. Sitting trot to C.
4. Posting trot on the right diagonal to D.
5. Halt at D and back approximately one horse length.

Exit at a sitting trot.

Walk	-----
Trot	- - - - -
Extended Trot	-----
Canter	-----
Leg Yield	
Lead Change	↗ ↘
Back	⤵⤵⤵
Marker	Ⓚ
Sidepass	← →
Hand Gallop	-----

[HSE/WT-24]

Pattern Provided by:

*Conner Smith*

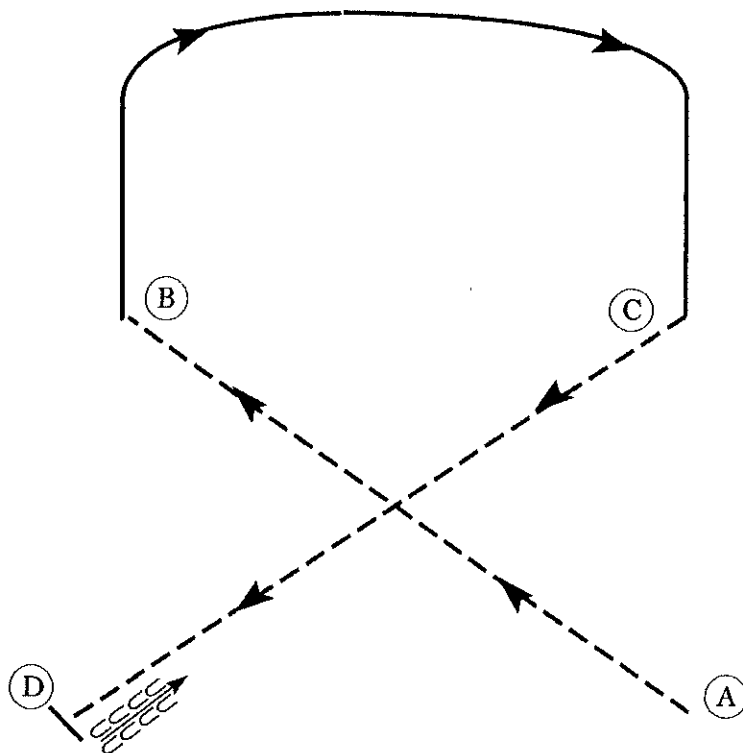
# WPQHA Pre-Bash Novice Show

## Rookie/L1 Youth Equitation

Show Date: 07-22-2022

W W W . H O R S E S H O W P A T T E R N S . C O M

W W W . H O R S E S H O W P A T T E R N S . C O M



Be ready at A.

1. Posting trot on the left diagonal to B.
2. Canter right lead to C.
3. Posting trot on the right diagonal 1/2 way to D.
4. Sitting trot to D.
5. Halt at D and back approximately one horse length.

Exit at a sitting trot.

Walk	-----
Trot	- - - - -
Extended Trot	-----
Canter	-----
Leg Yield	
Lead Change	↙ ↘
Back	⤵⤵⤵
Marker	Ⓚ
Sidepass	↔
Hand Gallop	-----

[HSE/1-23]

Pattern Provided by:

*Conner Smith*

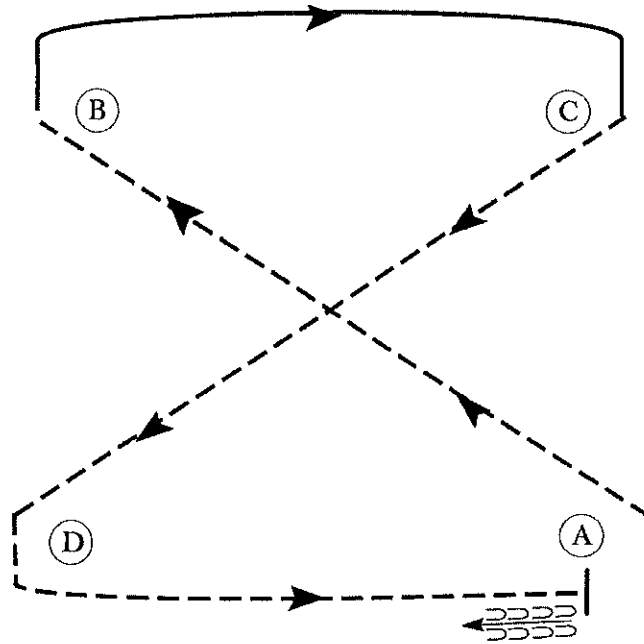
# WPQHA Pre-Bash Novice Show

## Rookie/L1 Amateur/Select Equitation

Show Date: 07-22-2022

www.HorseShowPatterns.com

www.HorseShowPatterns.com



Be ready at A.

1. Posting trot on the left diagonal to B.
2. Canter on the right lead to and around C.
3. Posting trot on the right diagonal to D.
4. Sitting trot to A.
5. Halt at A and back approximately one horse length.

Exit at a sitting trot.

Walk	-----
Trot	- - - - -
Extended Trot	-----
Canter	-----
Leg Yield	
Lead Change	
Back	←←←←←
Marker	Ⓚ
Sidepass	←---→
Hand Gallop	-----

[HSE/1-24]

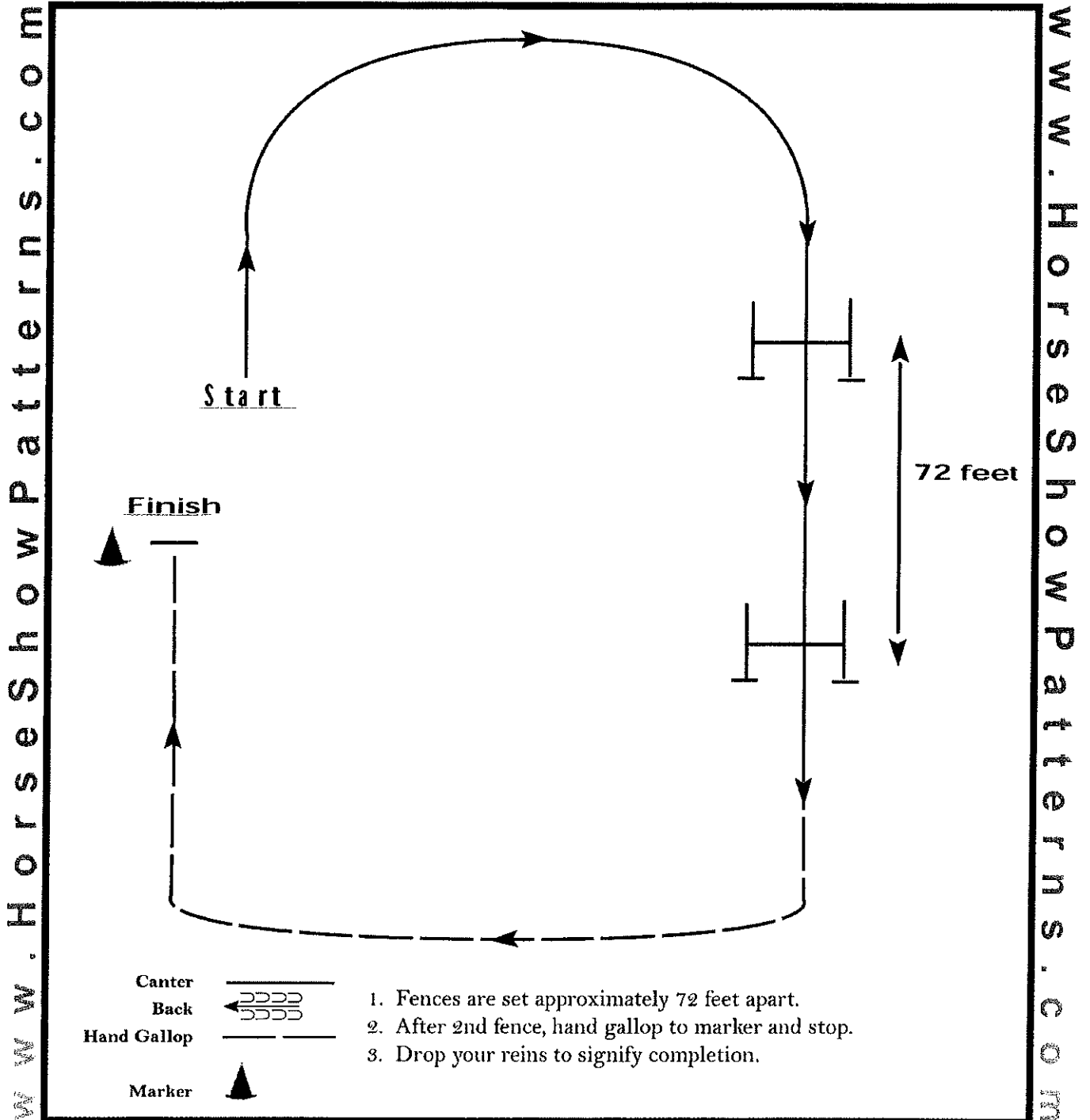
Pattern Provided by:

*Conner Smith*

# WPQHA Pre-Bash Novice Show

## L1 Youth & Amateur Hunter Hack

Show Date: 07-22-2022



[HH/72-7]

Pattern Provided by:

*Conner Smith*

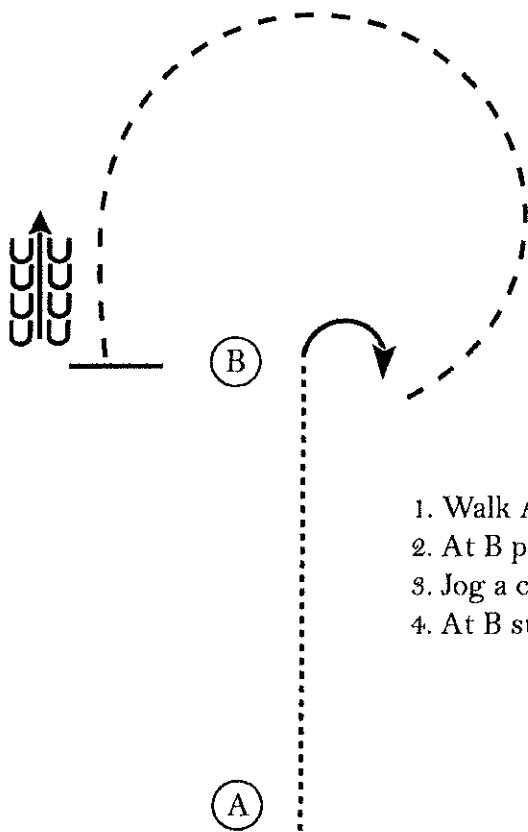
# WPQHA Pre-Bash Novice Show

## Small-Fry, EWD, & Walk-Trot Horsemanship

Show Date: 07-22-2022

W W W . H o r s e S h o w P a t t e r n s . c o m

W W W . H o r s e S h o w P a t t e r n s . c o m



1. Walk A to B
2. At B perform a 90 degree turn to the right
3. Jog a circle around B
4. At B stop and back 4 steps

Walk	.....
Jog	-----
Extended Jog	-----
Lope	=====
Leg Yield	
Lead Change	↗
Back	← CCCC CCCC
Marker	(B)
Sidepass	←-----→

[WH/WT-7]

**Pattern Provided by:**  
*Conner Smith*



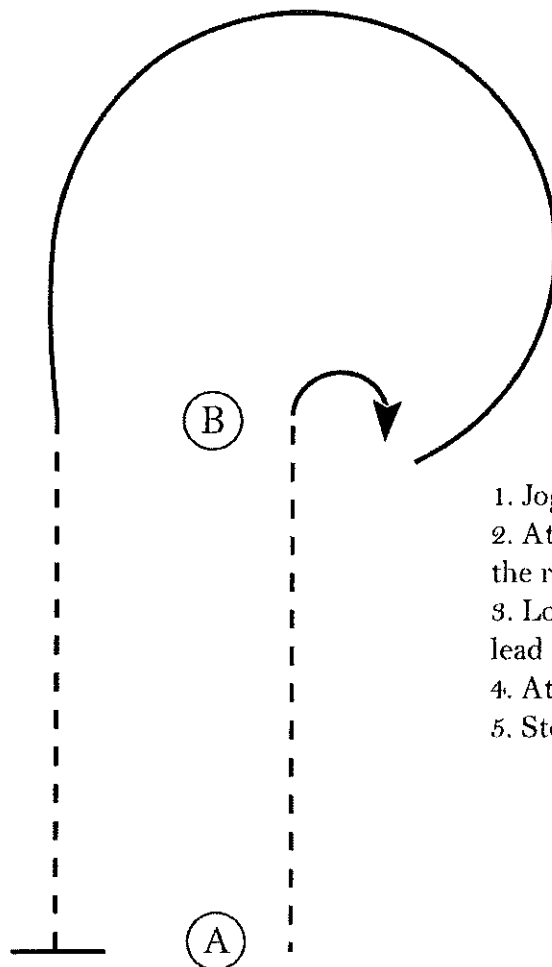
# WPQHA Pre-Bash Novice Show

## Rookie/L1 Youth Horsemanship

Show Date: 07-22-2022

W W W . H o r s e S h o w P a t t e r n s . c o m

W W W . H o r s e S h o w P a t t e r n s . c o m



1. Jog A to B
2. At B perform a 90 degree turn to the right
3. Lope a circle around B on the left lead
4. At B jog to A
5. Stop at A.

Walk	.....
Jog	-----
Extended Jog	-----
Lope	—————
Leg Yield	
Lead Change	↗↘
Back	←←←←←
Marker	⊙ B
Sidepass	←←←←←

[WH/1-14]

Pattern Provided by:

*Conner Smith*

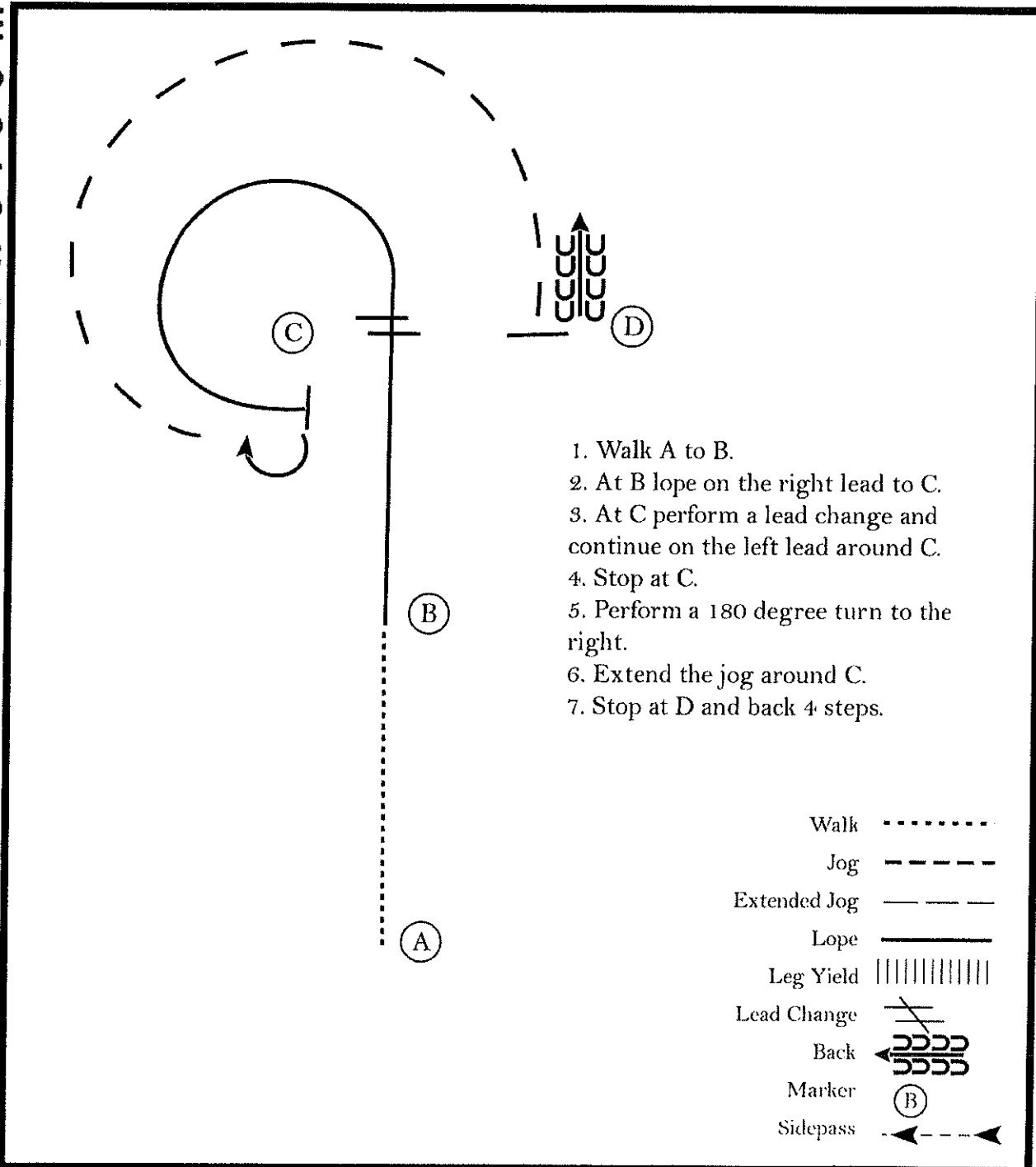
# WPQHA Pre-Bash Novice Show

## Rookie/L1 Amateur/Select Horsemanship

Show Date: 07-22-2022

www.HorseShowPatterns.com

www.HorseShowPatterns.com



1. Walk A to B.
2. At B lope on the right lead to C.
3. At C perform a lead change and continue on the left lead around C.
4. Stop at C.
5. Perform a 180 degree turn to the right.
6. Extend the jog around C.
7. Stop at D and back 4 steps.

Walk	.....
Jog	- - - - -
Extended Jog	— — — — —
Lope	—————
Leg Yield	
Lead Change	↗ ↘
Back	←←←←←
Marker	⊙
Sidepass	← - - - - →

[WH/2-1]

Pattern Provided by:  
*Conner Smith*

## W/J TRAIL CLASSES

WALK INTO BOX, TURN EITHER DIRECTION 360 DEGREES

WALK OUT AND OVER POLES

JOG OVER POLES

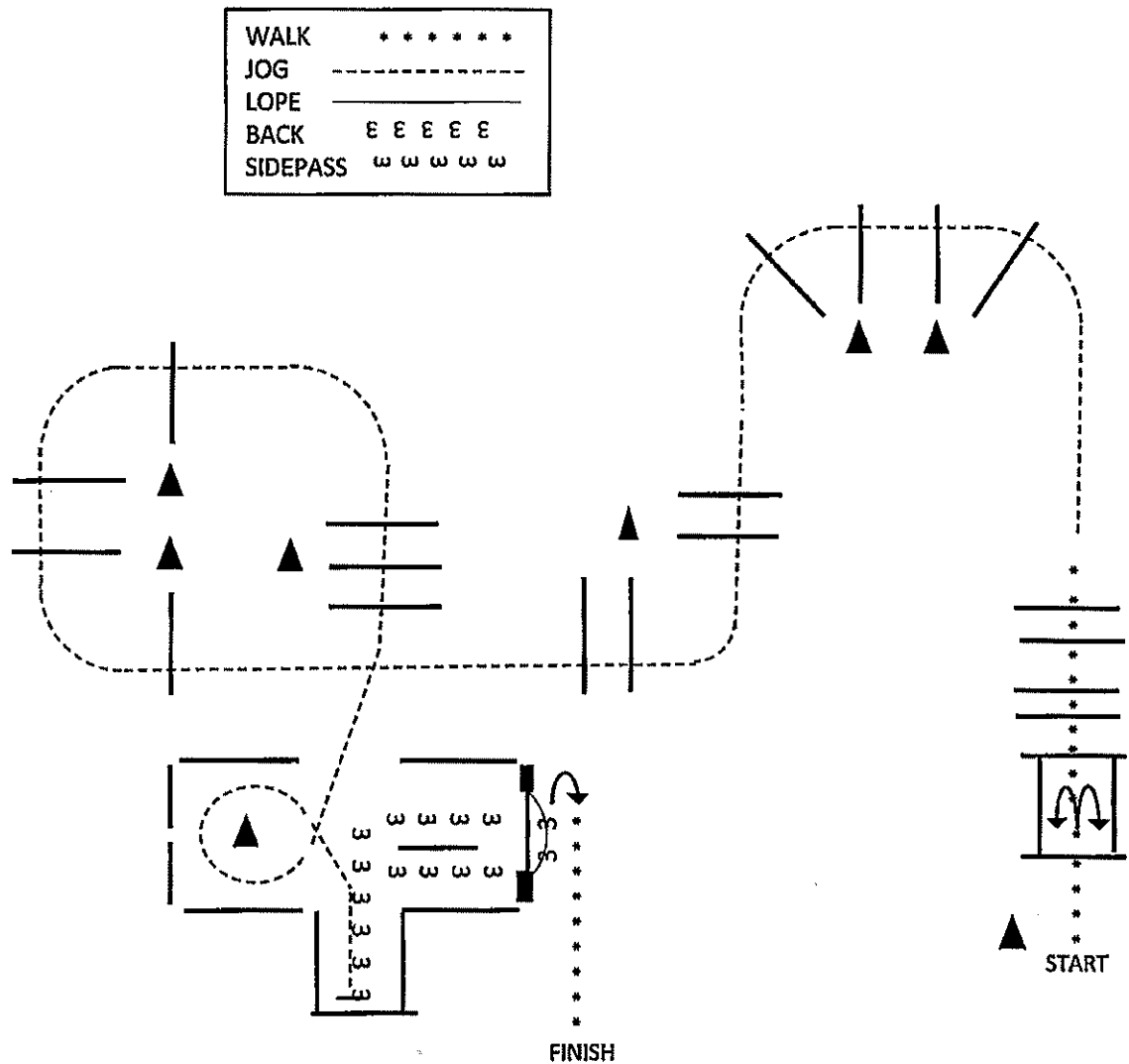
JOG OVER POLES

JOG INTO BOX AND AROUND CONE AND INTO CHUTE

BACK CHUTE TO POLE

SIDEPASS POLE TO GATE

OPEN GATE (left hand push). WALK THROUGH, CLOSE GATE AND WALK OUT



## TRAIL CLASSES

WALK INTO BOX, TURN EITHER DIRECTION 360 DEGREES

WALK OUT AND OVER POLES

LOPE (LL) OVER POLES

JOG OVER POLES

LOPE (RL) OVER POLES

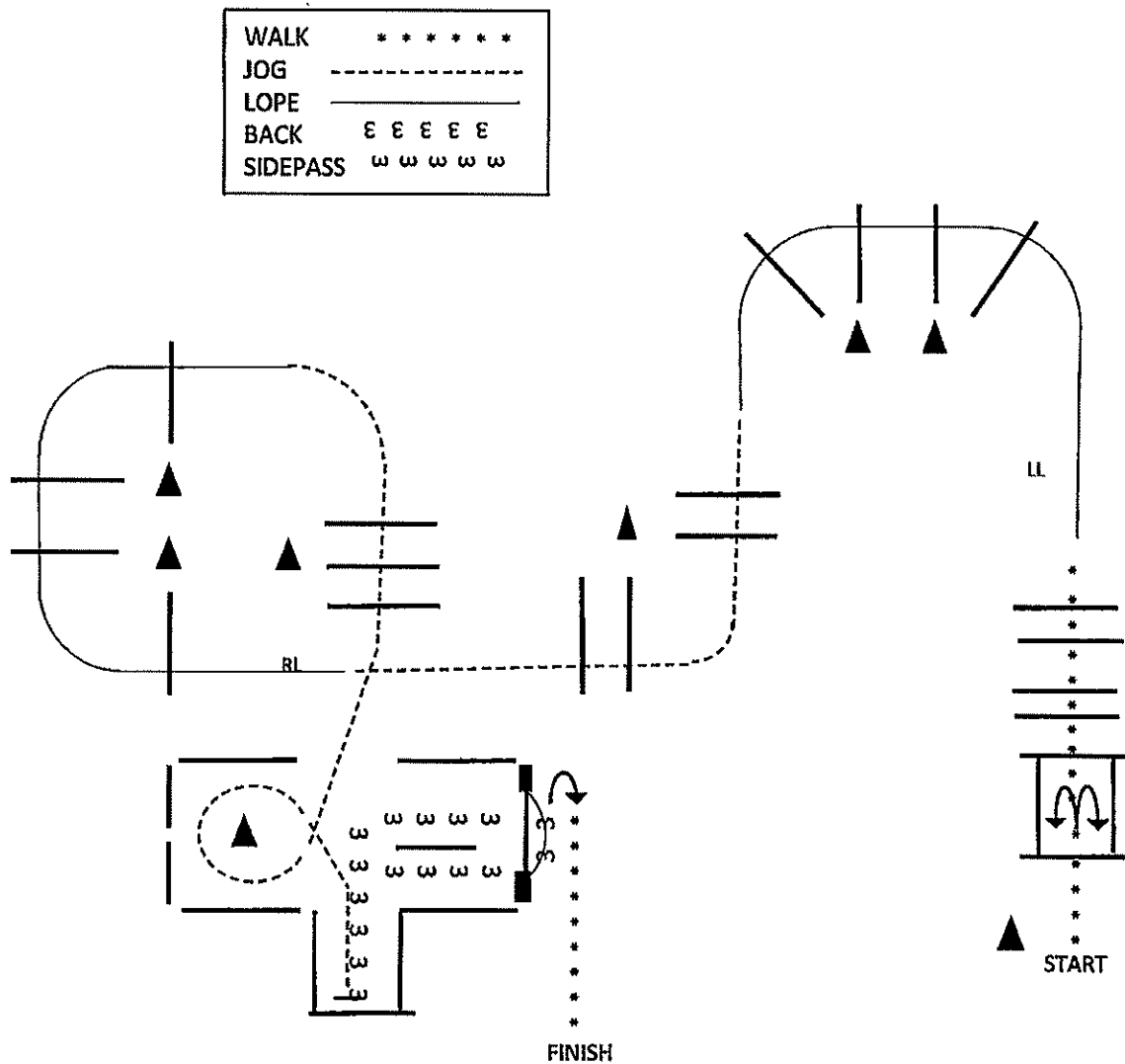
JOG OVER POLES

JOG INTO BOX AND AROUND CONE AND INTO CHUTE

BACK CHUTE TO POLE

SIDEPASS POLE TO GATE

OPEN GATE (left hand push), WALK THROUGH, CLOSE GATE AND WALK OUT



**W.P.Q.H.A Summer Bash**

**Friday July 22, 2022**

**Judge Conner Smith**

**Ranch Riding – Pattern #3**

**Reining – Pattern #4**

**Western Riding – Pattern #4**