

W.P.Q.H.A. Exhibitor Appreciation Show

Saturday/Sunday: August 12th & 13th

Judges: Randy Alderson, Sid Griffith

Nancy Swarm & Michael Bednarek



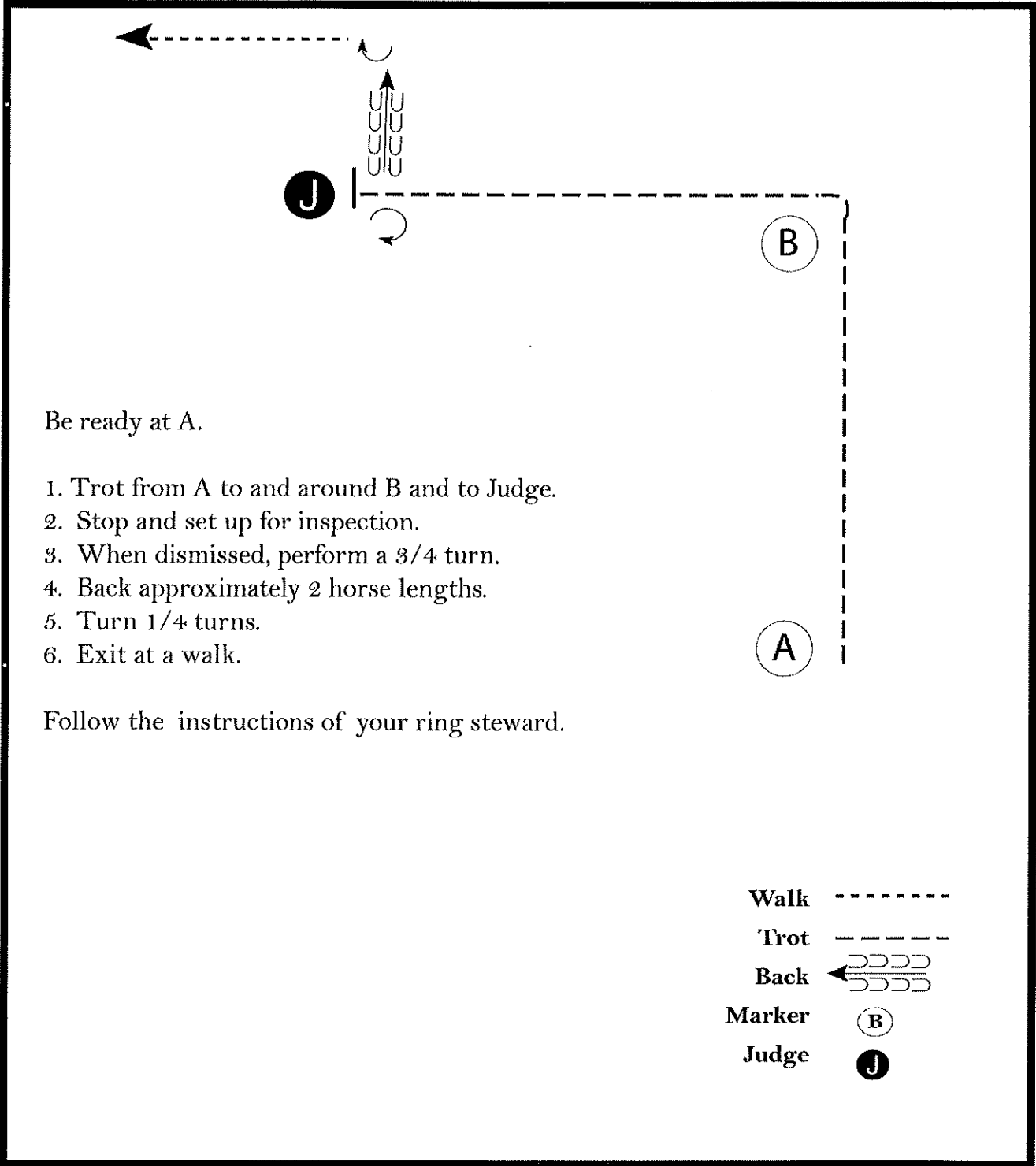
Wpqha

Yth + Ama level 1 Showmanship

Show Date: August 13, 14, 2023

www.horsethows.com

www.horsethows.com



Be ready at A.

1. Trot from A to and around B and to Judge.
2. Stop and set up for inspection.
3. When dismissed, perform a 3/4 turn.
4. Back approximately 2 horse lengths.
5. Turn 1/4 turns.
6. Exit at a walk.

Follow the instructions of your ring steward.

- Walk -----
- Trot (dotted)
- Back ← (line with humps)
- Marker (B)
- Judge (J)

[S/2-38]

Pattern Provided by:

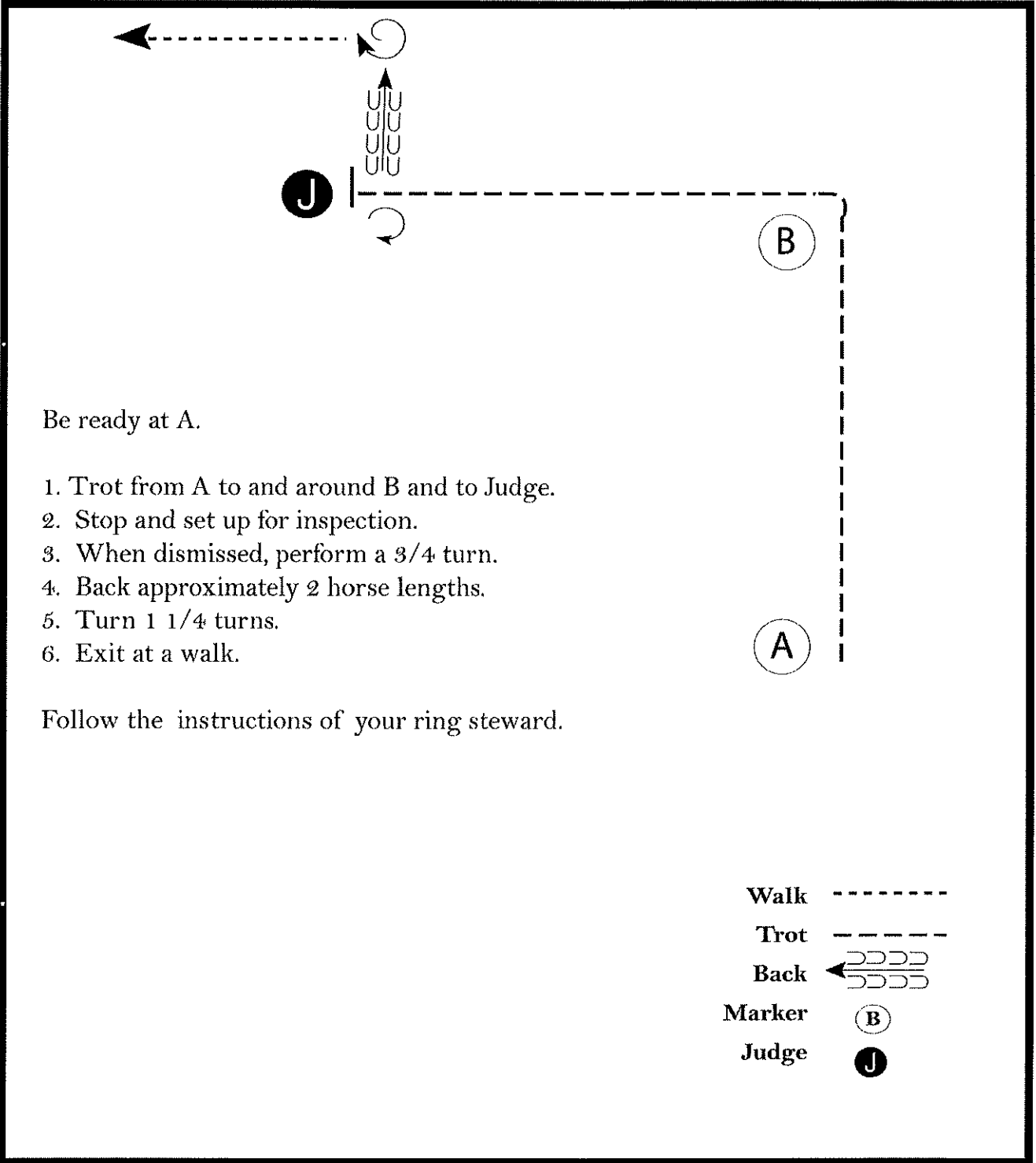
Wpqha

Showmanship (Youth , amateur, select.)

Show Date: August 13,14, 2023

www.HorseShowPatterns.com

www.HorseShowPatterns.com



Be ready at A.

1. Trot from A to and around B and to Judge.
2. Stop and set up for inspection.
3. When dismissed, perform a 3/4 turn.
4. Back approximately 2 horse lengths.
5. Turn 1 1/4 turns.
6. Exit at a walk.

Follow the instructions of your ring steward.

- Walk -----
- Trot -----
- Back ←-----
- Marker (B)
- Judge (J)

Pattern Provided by:

[S/3-38]

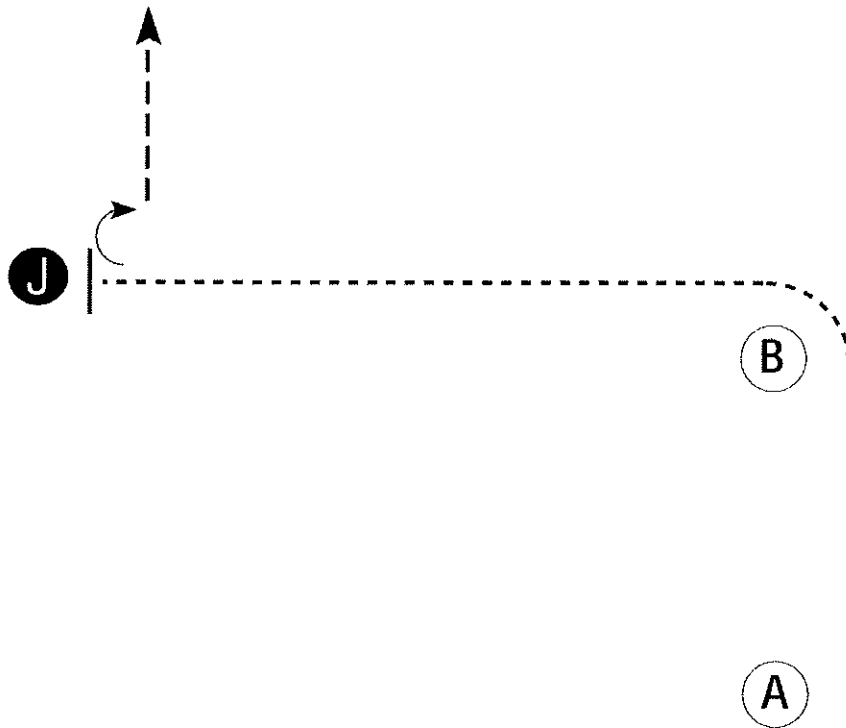
Wpqha

Showmanship WT & EWD

Show Date: August 13,14, 2023

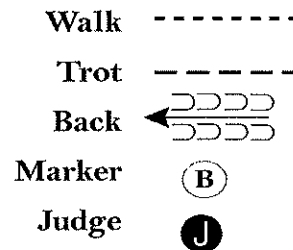
www.HorseShowPatterns.com

www.HorseShowPatterns.com



Be ready at A.

1. Trot from A to B.
2. At B, walk to judge.
3. Stop and set up for inspection.
4. When dismissed, turn 90 degrees and trot away from judge.
5. Follow the instructions of your ring steward.



[S/WT-12]

Pattern Provided by:

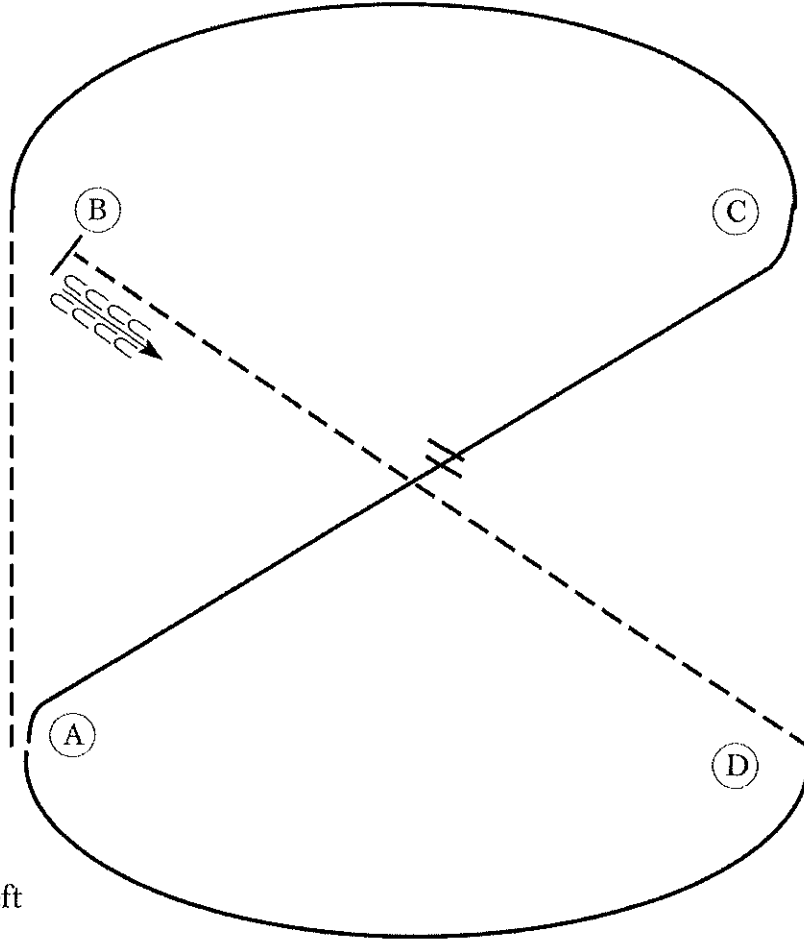
Wpqha

EQ Level 1 Youth & Ama

Show Date: August 13, 14, 2023

www.HorseShowPatterns.com

www.HorseShowPatterns.com



Be ready at A.

1. Trot on the left diagonal to B.
2. Canter on the right lead to and around C and half way to A.
3. Perform a simple lead change between C and A.
4. Canter around A and to D.
5. Trot on the right diagonal from D to B.
6. Stop at B and back approximately one horse length.

Walk off and follow the directions of your ring steward.

Walk	-----
Trot	- - - - -
Extended Trot	— — — —
Canter	—————
Lead Change	
Back	
Marker	(B)
Hand Gallop	—————

[HSE/1-52]

Pattern Provided by:

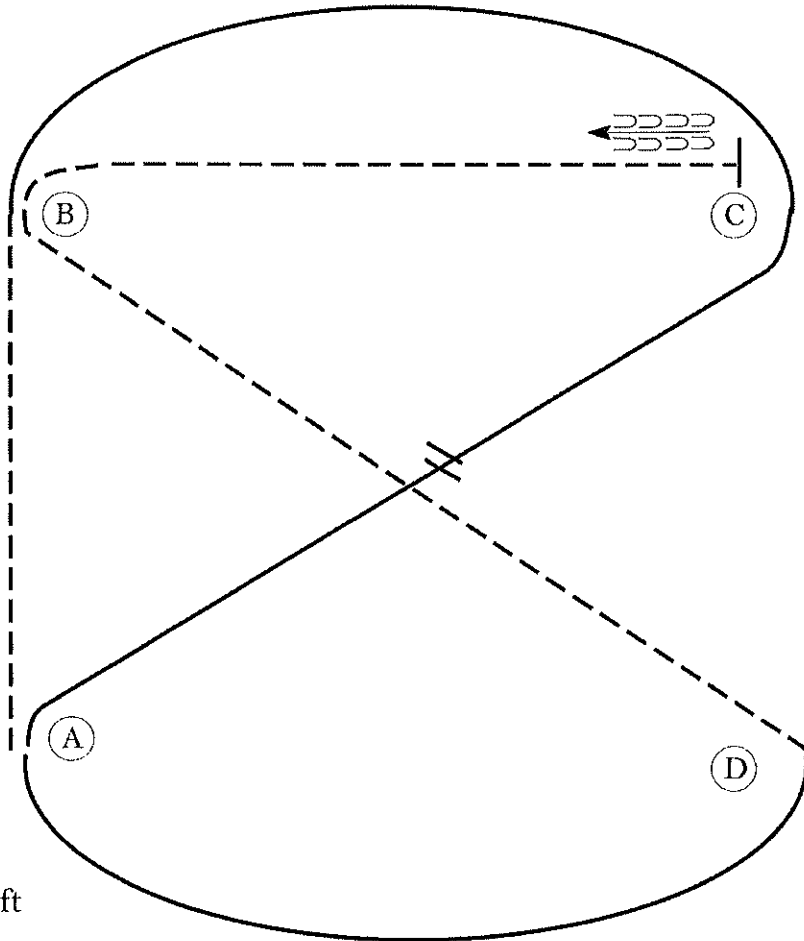
Wpqha

EQ Amateur, select, youth

Show Date: August 13, 14, 2023

www.HorseShowPatterns.com

www.HorseShowPatterns.com



Be ready at A.

1. Trot on the left diagonal to B.
2. Canter on the right lead to and around C and half way to A.
4. Change leads between C and A.
5. Canter around A and to D.
6. Trot on the right diagonal from D to B.
7. Trot in a two-point position to C.
8. Stop at C and back approximately one horse length.

Walk off and follow the directions of your ring steward.

Walk	-----
Trot	- - - - -
Extended Trot	-----
Canter	-----
Lead Change	-----
Back	←←←←←
Marker	(B)
Hand Gallop	-----

[HSE/2-52]

Pattern Provided by:

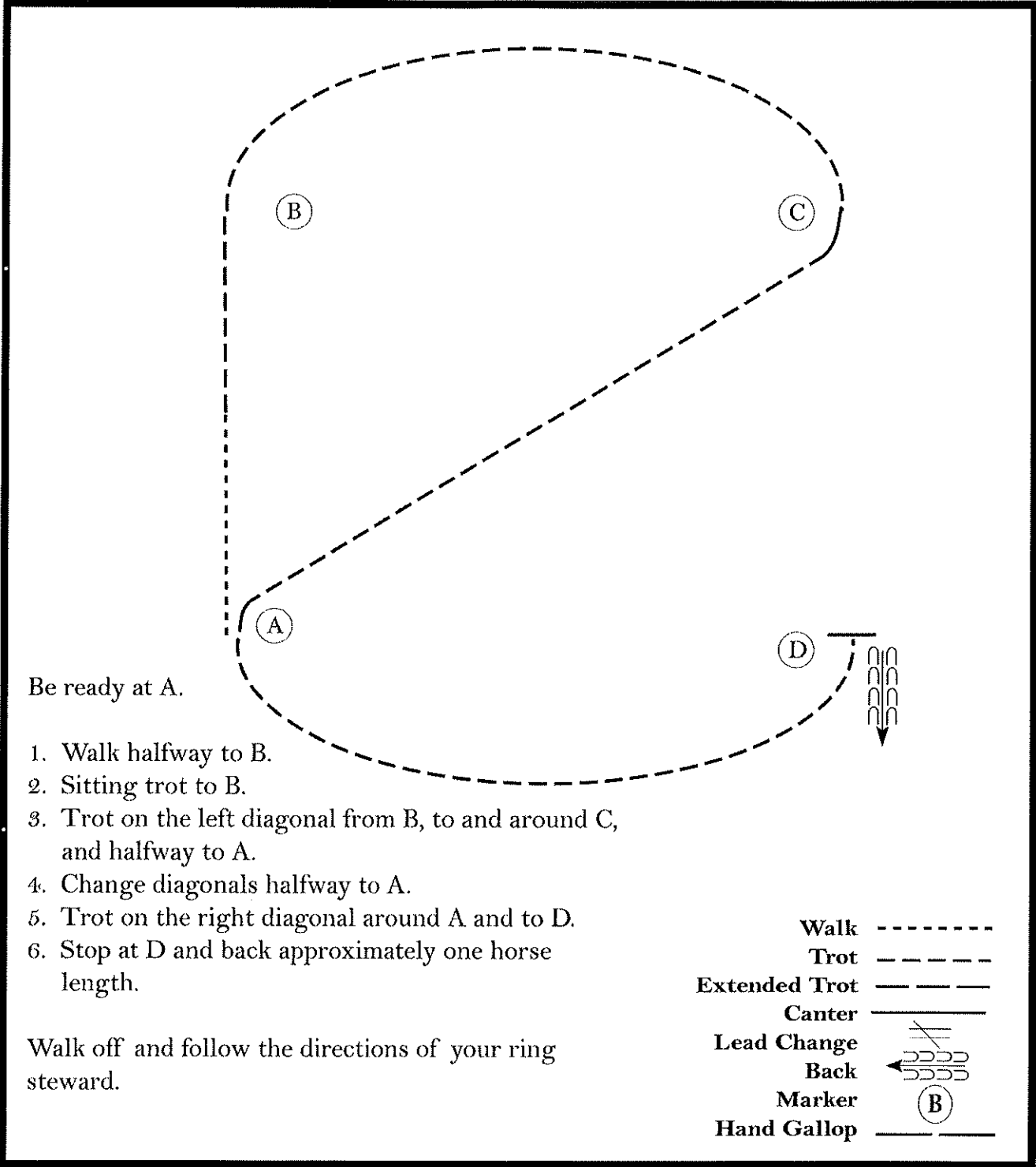
Wpqha

ALL WT EQ

Show Date: August 13,14, 2023

W W W . H O R S E S H O W P A T T E R N S . C O M

W W W . H O R S E S H O W P A T T E R N S . C O M



Be ready at A.

1. Walk halfway to B.
2. Sitting trot to B.
3. Trot on the left diagonal from B, to and around C, and halfway to A.
4. Change diagonals halfway to A.
5. Trot on the right diagonal around A and to D.
6. Stop at D and back approximately one horse length.

Walk off and follow the directions of your ring steward.

Walk
Trot	-----
Extended Trot	-----
Canter	—————
Lead Change	///
Back	←———
Marker	⊙ B
Hand Gallop	———

[HSE/WT-52]

Pattern Provided by:

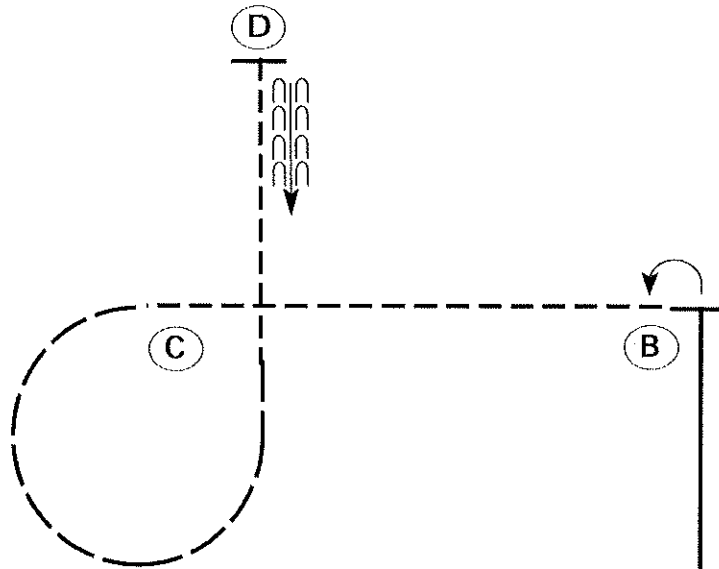
Wpqa

WHA & Ama Level 1 Horsemanship

Show Date: August 13, 14, 2023

www.HorseShowPatterns.com

www.HorseShowPatterns.com



Be ready before A.

1. Walk to A.
2. Lope on the left lead past B and stop.
3. Turn 1/4 turn to the left.
4. Jog from B to C.
5. Extend the jog in a circle around C.
6. Jog from C to D.
7. Stop at D and back approximately one horse length.

Follow the instructions of your ring steward.

Walk	-----
Jog	- - - - -
Extended Jog	-----
Lope	—————
Leg Yield	
Lead Change	———/———
Back	← — — — — ← — — — —
Marker	⊙
Sidepass	← — — — — ←

[WH/1-67]

Pattern Provided by:

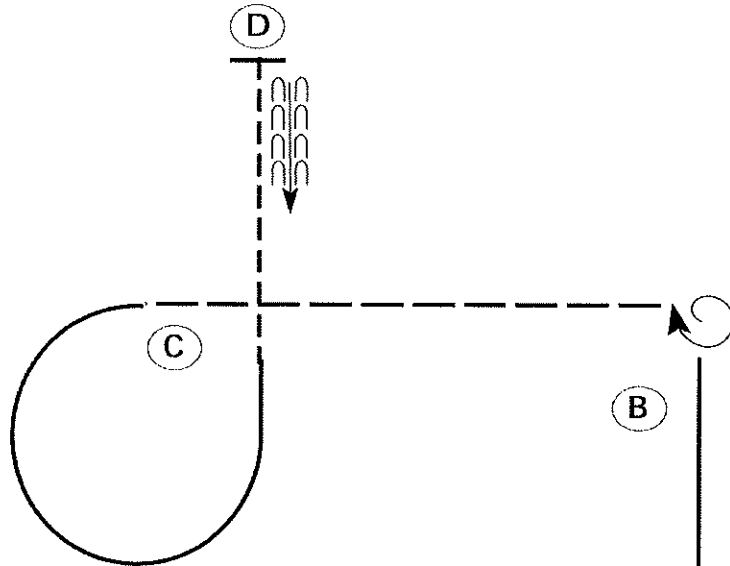
Wpqha

Amateur, select, youth *Horsemanship*

Show Date: August 13, 14, 2023

www.HorseShowPatterns.com

www.HorseShowPatterns.com



Be ready before A.

1. Walk to A.
2. Lope on the right lead past B.
3. Spin 1 3/4 turns to the right.
4. Extend the jog from B to C.
5. Lope a circle on the left lead around C.
6. Jog from C to D.
7. Stop at D and back approximately one horse length.

Follow the instructions of your ring steward.

Walk	-----
Jog	- - - - -
Extended Jog	— — — — —
Lope	—————
Leg Yield	
Lead Change	— / —
Back	← ← ← ← ←
Marker	(B)
Sidepass	← — — — — →

[WH/3-67]

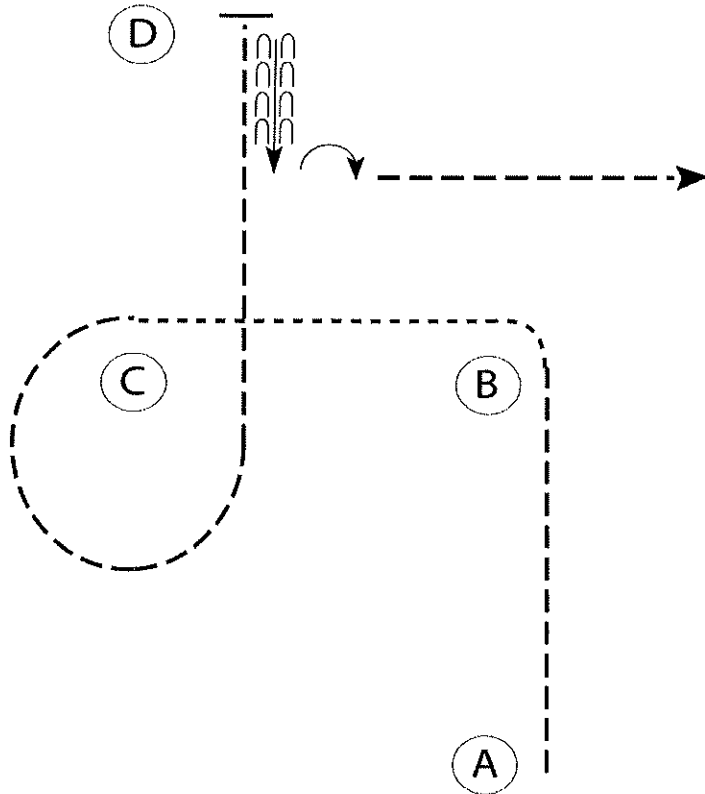
Pattern Provided by:

Wpqha All WT + EWD

Show Date: August 13,14, 2023

www.HorseShowPatterns.com

www.HorseShowPatterns.com



Be ready at A.

1. Jog to B.
2. Walk around B to the left and to C.
3. Jog at C around to D.
4. Stop and D and back approximately one horse length.
5. Turn 90 degrees to the right on the hindquarters and jog out.

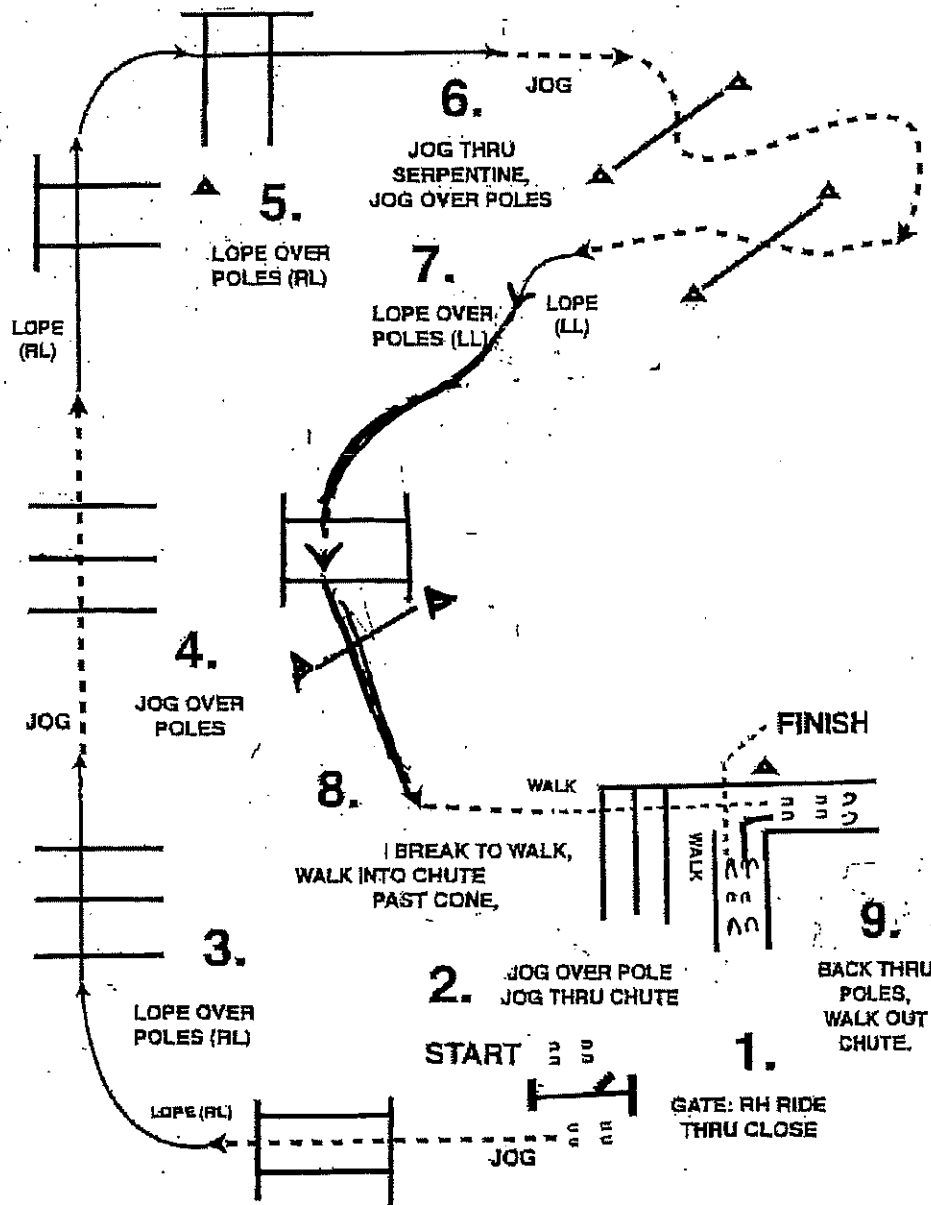
Follow the directions of your ring steward.

Walk	-----
Jog	- - - - -
Extended Jog	—————
Lope	—————
Lead Change	———/———
Back	←———
Marker	ⓑ

[WH/WT-78]

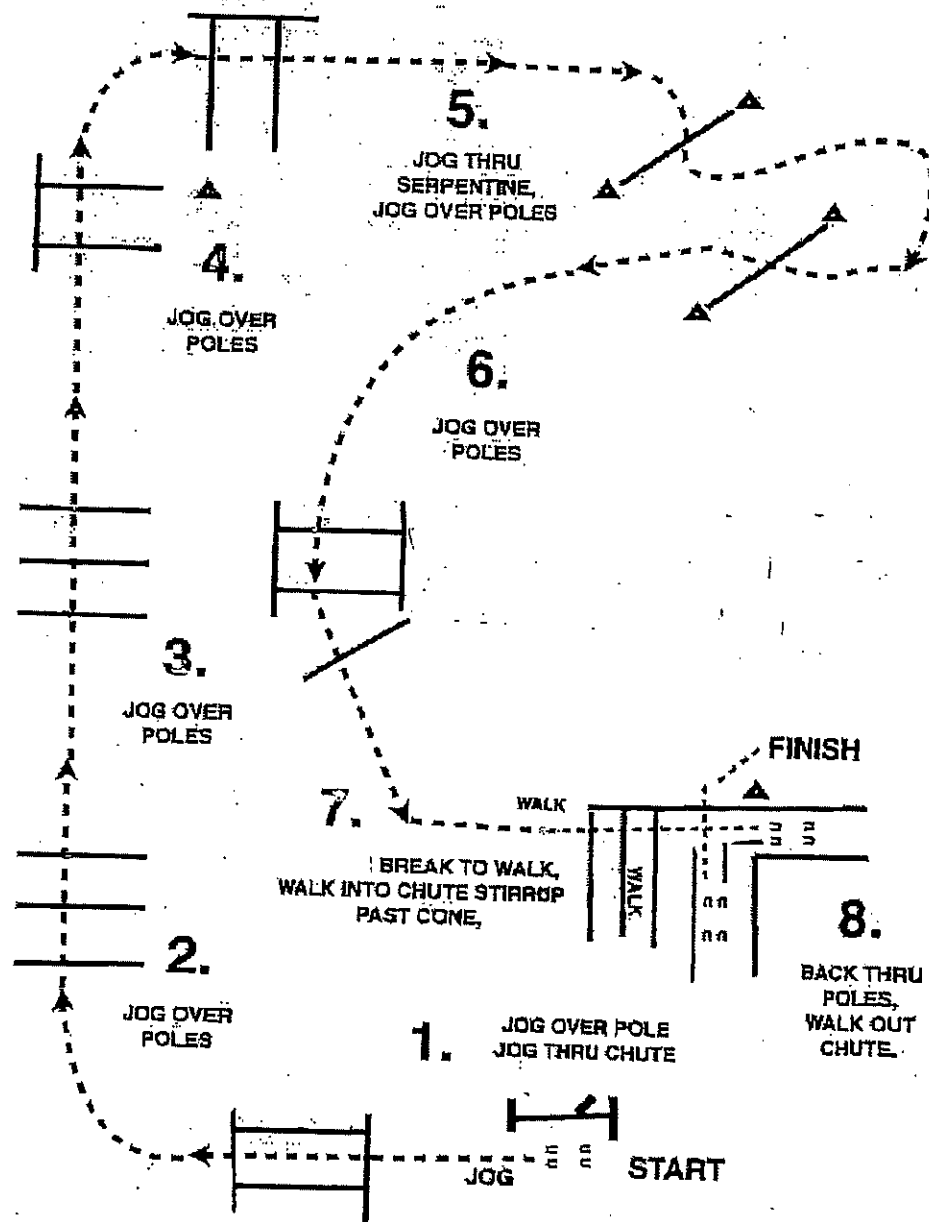
Pattern Provided by:

All Trail (except w/t)



1. Gate-Right Hand
2. Jog over pole - jog thru chute
3. Lope over poles right lead
4. Jog over poles
5. Lope over poles - Right Lead
6. Jog thru serpentine over logs
7. Lope over poles - Left Lead
8. Break to walk - Walk into chute and past cone
9. Back thru poles(L shape) & walk out

W/T Trail



1. Jog over pole – jog thru chute
2. Jog over poles
3. Jog over poles
4. Jog over poles
5. Jog thru serpentine over logs
6. Jog over poles –
7. Break to walk – Walk into chute and past cone
8. Back thru poles (L shape) & walk out

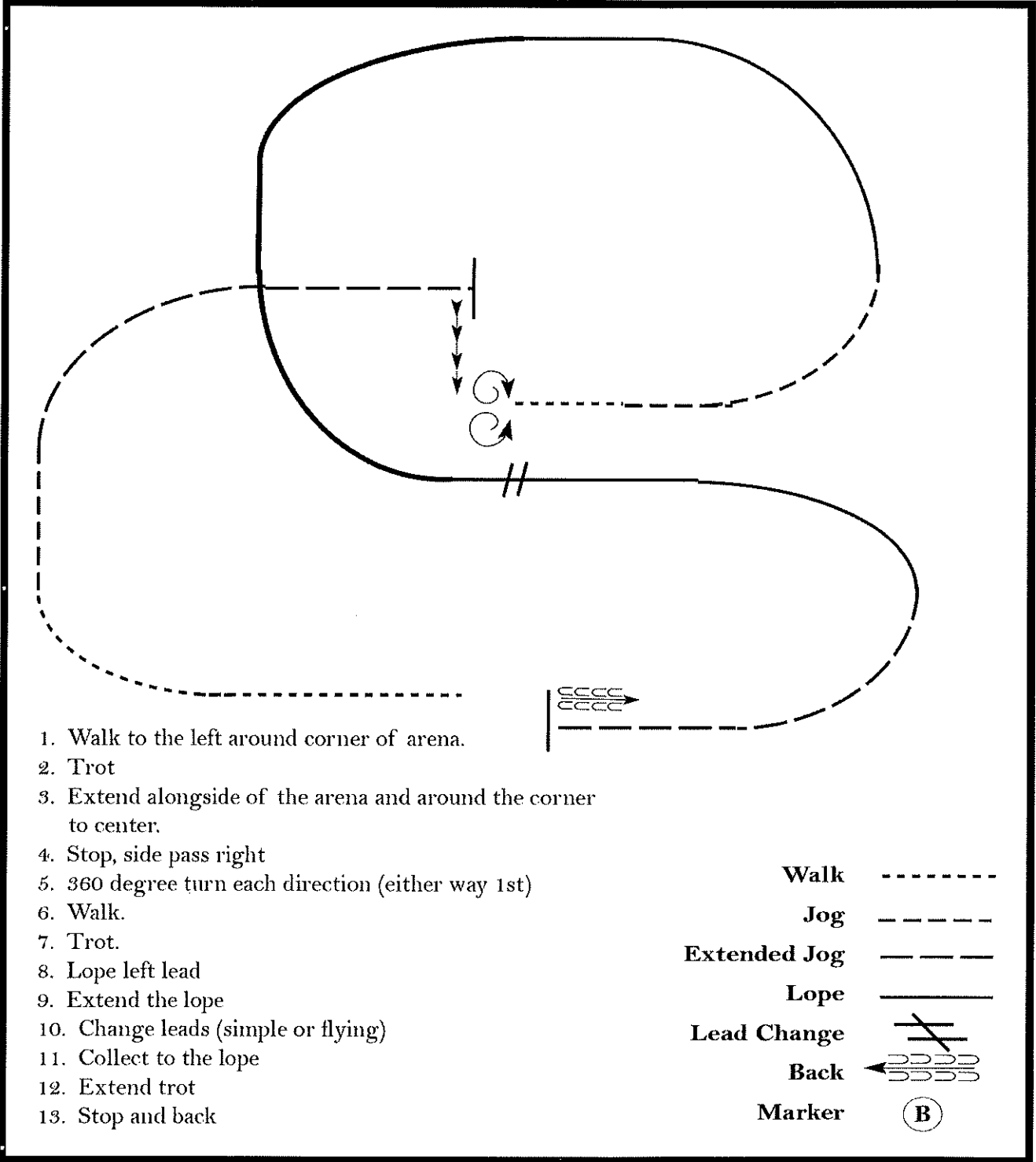
Wpqha

Ranch Riding

Show Date: August 13,14, 2023

www.HorseShowPatterns.com

www.HorseShowPatterns.com



1. Walk to the left around corner of arena.
2. Trot
3. Extend alongside of the arena and around the corner to center.
4. Stop, side pass right
5. 360 degree turn each direction (either way 1st)
6. Walk.
7. Trot.
8. Lope left lead
9. Extend the lope
10. Change leads (simple or flying)
11. Collect to the lope
12. Extend trot
13. Stop and back

Walk	-----
Jog	- - - - -
Extended Jog	- - - - -
Lope	—————
Lead Change	//
Back	← — — — —
Marker	ⓑ

[RR/3]

Pattern Provided by: